

ZA64J Parts Manual

ZOOMLION INTELLIGENT ACCESS MACHINERY CO.,LTD.

Add:Tengfei Road 997, Wangcheng District, Changsha, Hunan,PRC

Zip Code:410200

E-mail:awm@zoomlion.com

Tel:400-800-0157



ZOOMLION

ZOOMLION

ZA64J
PARTS MANUAL

2022.3 A

Foreword

Zoomlion appreciates your choice of our machine for your application. This manual must be read and understood in its entirety before operating the machine.

This manual introduces you parts assembly and significant technical specs in detail for working efficiency improving. Keep this manual properly at all times for looking up.

Do not attempt to service and repair the machine if you do not read and understand this manual. If there is any doubt, please consult local service team for troubleshooting. Zoomlion AWP Machinery Company does not take the consequence of wrong maintenance.

This manual should be considered a permanent part of your machine and should remain with the machine at all times. When transferring this machine, be sure to transfer this manual to the transferee.

The content is under intellectual property protection, permission is required for a copy or other application.

There might be some tiny differences in details between your machine and the upgraded one due to the continuous improving. For clarification, questions, or additional information regarding any portions of this manual, Contact Zoomlion AWP Machinery.

Our company reserves the right to modify this manual as technical improvement without notice.

Thank you for your trust and support for Zoomlion products!

Zoomlion Intelligent Access Machinery Co.,Ltd.

Contents

Foreword	I
Content	II
SECTION ONE PLATFORM.....	1-1
Work Platform 00773600110000001 (Standard)	1-1
Work Platform 00773600130000002 (Option 1)	1-5
Work Platform 00774000120000001 (Option 2)	1-9
Work Platform 00773600100000001 (Option 3)	1-13
SECTION TWO BOOM.....	2-1
Jib 00773700200000001	2-1
Upper Boom Assembly 00773700300000002	2-3
Chain System 00773700700000001	2-7
Tower Boom Assembly 00773700400000001	2-9
SECTION TURNTABLE.....	3-1
Turntable 00773700830000001	3-1
Hood 00773601100000000	3-7
Counterweight 00773701020000000	3-9
Slewing Mechanism 00773700900000000	3-11
SECTION FOUR CHASSIS.....	4-1
Chassis Assembly 00773702820000001	4-1
SECTION FIVE POWER SYSTEM.....	5-1
Exhaust System 00773607101000001	5-1
Intake System 00773607100800000	5-3
Cooling System 00773607100600000	5-5
Fuel System 00773607100400000	5-7
Engine 00773607100200000	5-9
SECTION SIX HYDRAULIC SYSTEM.....	6-1
Hydraulic Tank Assembly 00773705240200000	6-1
Hydraulic Pump Assembly 00773705230400000	6-3


Contents

Travel Motor Assembly 00773605200600000	6-5
Travel Splite-flow Valve Assembly 00773705220800000	6-7
Travel Control Valve Assembly 00773705241000000-.....	6-9
Platform Select Valve Assembly 00773705221200000	6-11
Low Pressure Filter Assembly 00773705241400000	6-13
Main Valve Assembly 00773705251600000	6-15
High Pressure Filter Assembly 00773605201800000.....	6-17
Emergency Motor Pump Assembly 00773605202000000	6-19
Leveling Select Valve Assembly 00773705232200000.....	6-21
Oil Block Assembly 00773605202600000	6-23
Lower Leveling Cylinder Hydraulic Lock Assembly 00773705242800000	6-25
Upper Leveling Cylinder CBV Assembly 00773605203000000.....	6-27
Jib Cylinder CBV Assembly 00773605203200000	6-29
Main Boom CBV Assembly 00773605203400000	6-31
Tower Boom CBV Assembly 00773605203600000.....	6-33
Telescopic Cylinder CBV Assembly 00773705233800000.....	6-37
Swivel Joint Assembly 00773705245200000.....	6-39
Oil Radiator Assembly 00773605205400000.....	6-41
SECTION SEVEN ELECTRICAL SYSTEM	7-1
Turntable Electrical Cables 00773706240630010.....	7-1
ECU Electrical Cables 00773606200420000	7-3
Boom Electrical Cables 00773706240630030	7-5
Platform Electrical Cables 00773606200440000/Chain Electrical Cables Change 00773606200610000.....	7-7
Power Line 00773706230230040.....	7-9
Platform Electrical Console Assembly 00773406278010000	7-11
Turntable Electrical Console Assembly 00773706220220000	7-13

ZOOMLION

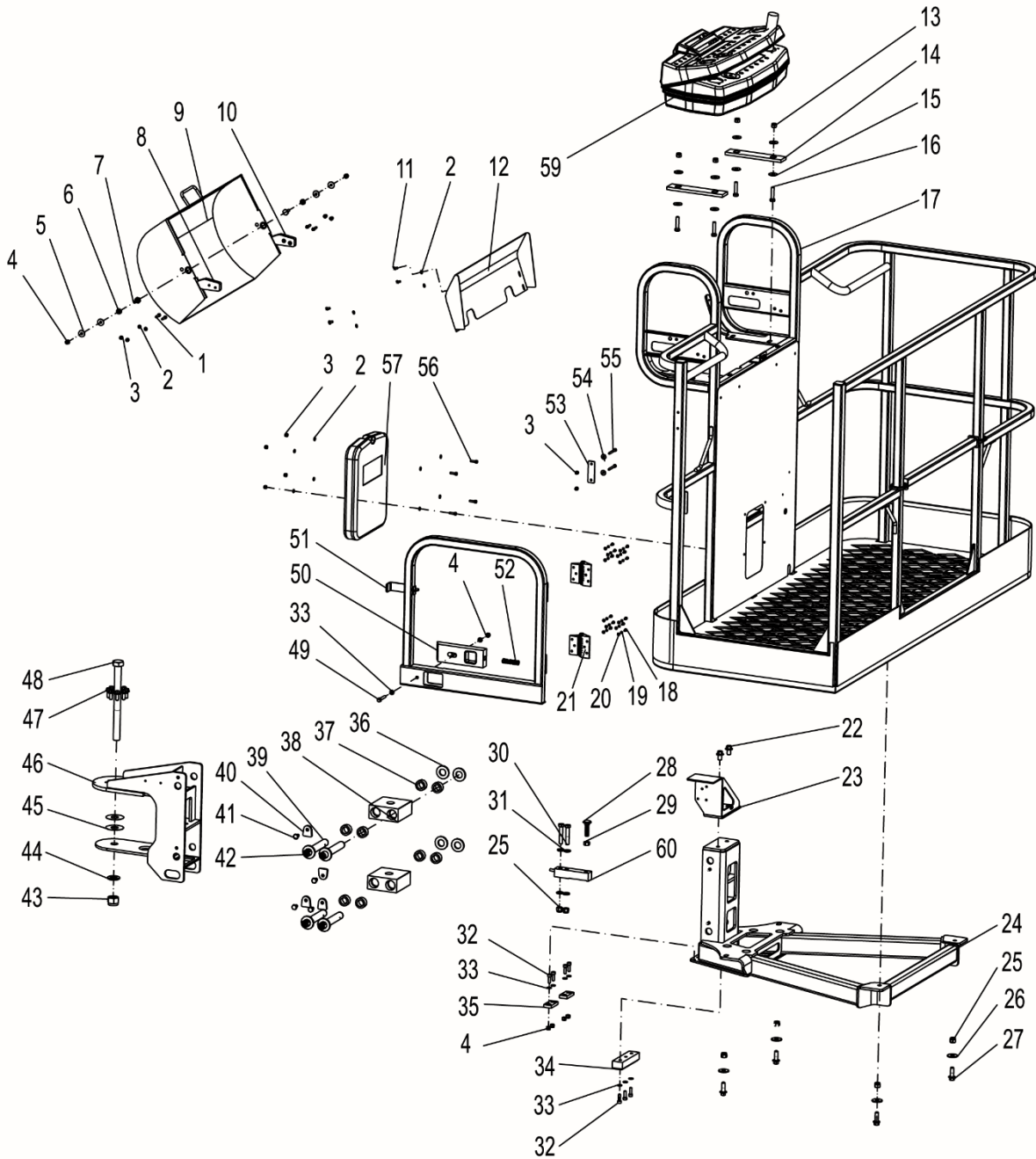
Parts Manual

Section 1 Work Platform



Work Platform 0077360011000001 (Standard)

WORK
PLATFORM

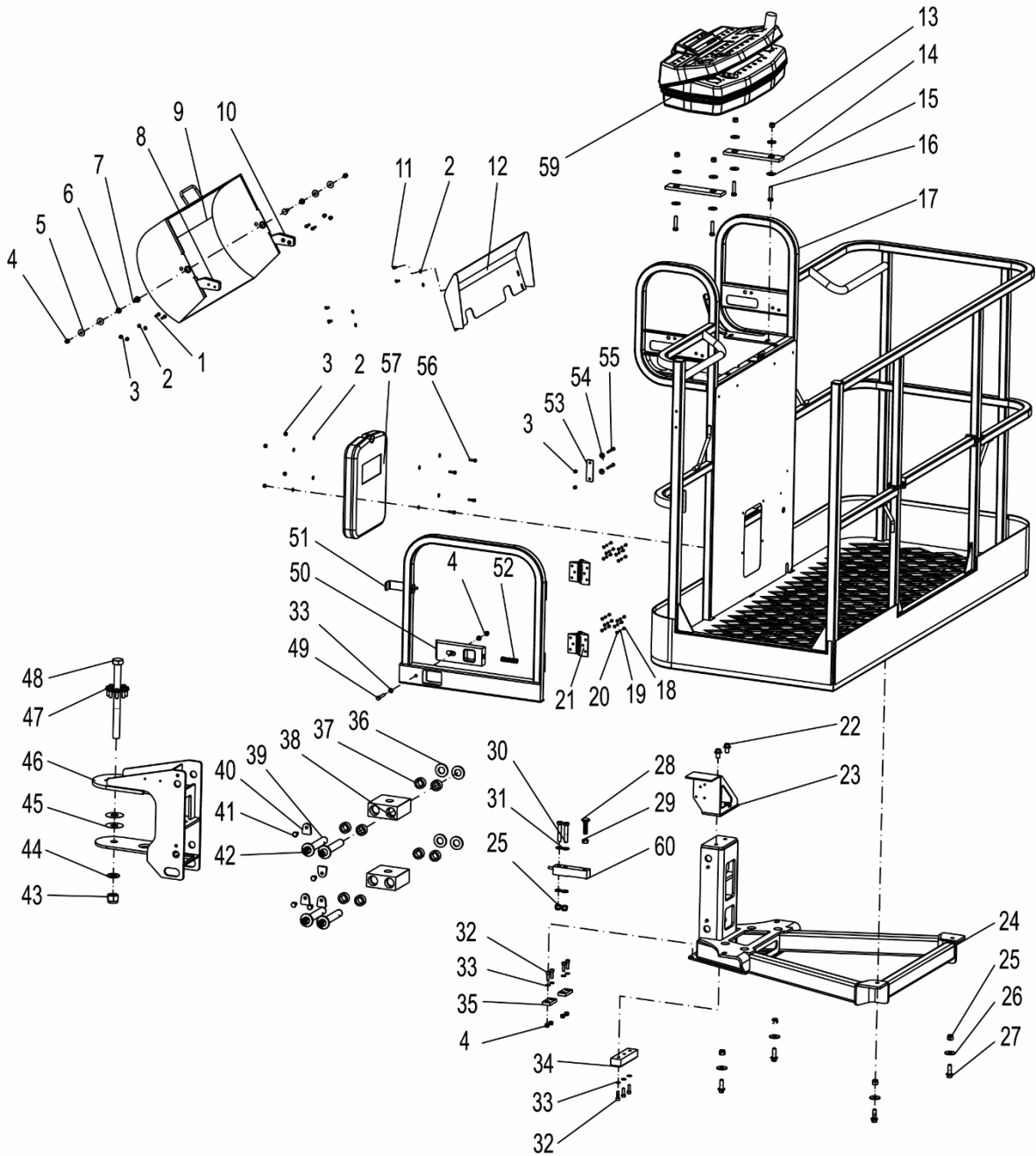


Work Platform 0077360011000001 (Standard)

No.	Material No.	Spec and Item	Qty	Note
1	1040006017	Screw M6×25-A2-70	2	
2	1040300771	Washer 6-200HV	16	GB/T97.1
3	1040201896	Nut M6-8	10	GB/T889.1
4	1040200503	Nut M8-8	7	GB/T889.1
5	1040302480	Washer 8-200HV	4	GB/T96.1
6	00773400100261050	Bearing	2	
7	00773400100261060	Bolt	2	
8	00771100110230200	Block II	1	
9	00771100110231000	Hood	1	
10	00771100110230400	Block	1	
11	1040005844	Bolt M6×10-A2-70	4	GB/T5783
12	00771100110240000	Backboard weldment	1	
13	1040200504	Nut M10-8	4	GB/T889.1
14	00772700100001020	Rubber pad	2	
15	1040302512	Washer 10-200HV	8	GB/T96.1
16	1040004508	Bolt M10×45-8.8	4	GB/T5783
17	00773400130810001	Platform weldment	1	
18	1040004672	Bolt M5×10-8.8	12	GB/T5783
19	1029904911	Spring washer 5	12	GB93-304
20	1040300514	Washer 5-200HV	12	GB/T97.1
21	1101000163	Spring hinge	2	
22	1040005852	Bolt M12×20-8.8	2	GB/T5787
23	00773400130600000	Hydraulic valve frame weldment	1	
24	02564400100420000	Tray weldment	1	
25	1040201163	Nut M12-10	6	GB/T889.1
26	1040302821	Washer 12-200HV	4	GB/T96.1
27	1040004556	Bolt M12×35-8.8	4	GB/T16674.1
28	1040006458	Strengthen cup head bolt M12×50-8.8 (Full thread)	1	
29	1040201381	Nut M12-8	1	GB/T6170
30	1040001703	Bolt M12×65-10.9	2	GB/T5782

Work Platform 0077360011000001 (Standard)

WORK
PLATFORM

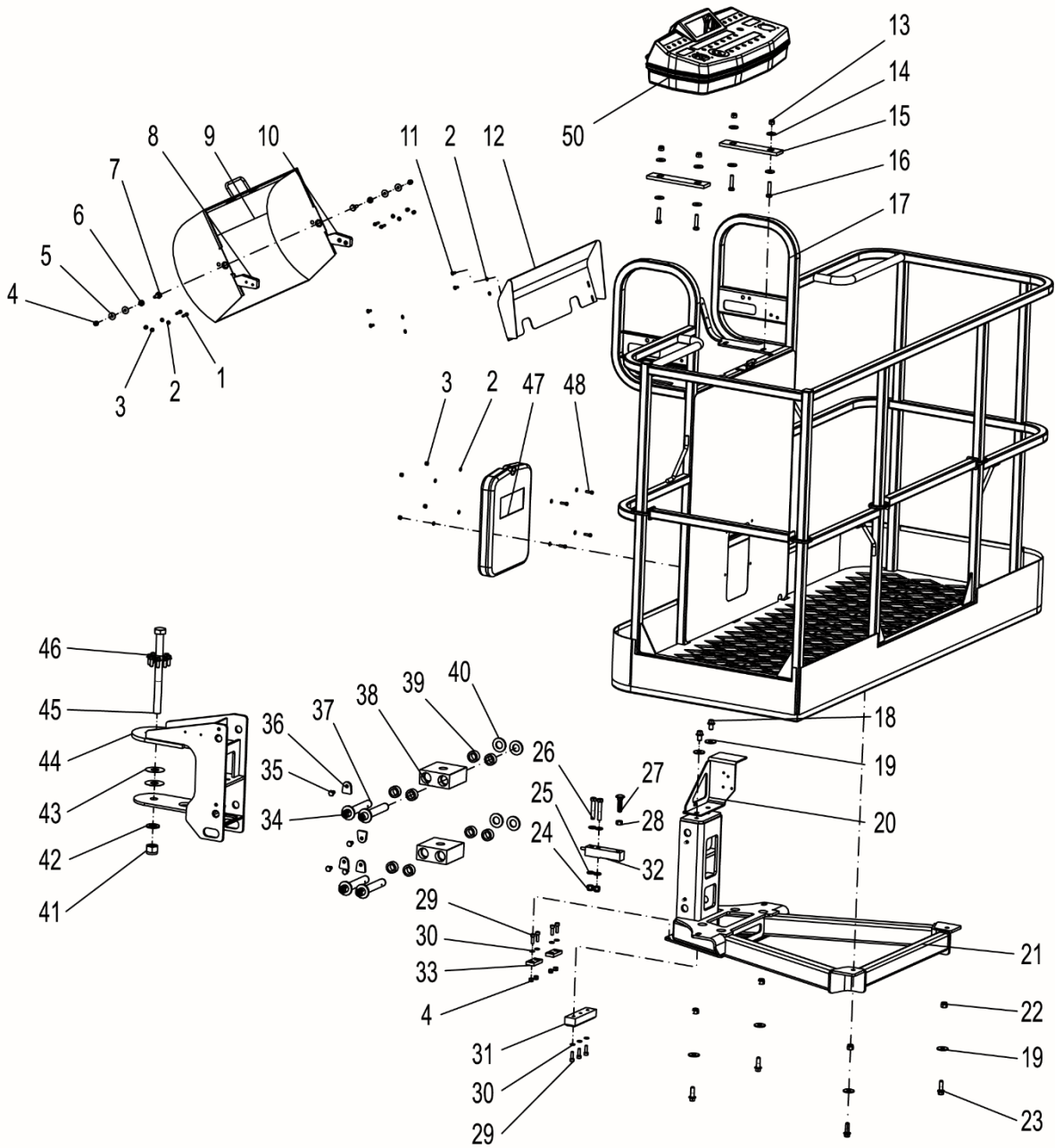


Work Platform 0077360011000001 (Standard)

No.	Material No.	Spec and Item	Qty	Note
31	1040302490	Washer 12-200HV	4	GB/T97.1
32	1040103112	Screw M8×25-8.8	7	GB/T70.1
33	1040301515	Washer 8-200HV	9	GB/T97.1
34	00773400100401040	Cushion block	1	
35	00773400130401060	Cushion block III	2	
36	00773400130401040	Cushion block I	8	
37	1054600077	Needle bearing	8	
38	02564400100401010	Linkage	1	
39	02564400100401020	Axle	4	
40	02564400100401030	Axle board	4	
41	1040004646	Bolt M10×15-8.8	4	GB/T5783
42	1080000005	Oil cup	8	
43	1040201111	Nut M24-10	1	GB/T889
44	1040301511	Washer 24-200HV	1	GB/T97.1
45	00773400100401030	Adjustable pad	2	
46	00773400130410000	Transition seat	1	
47	1040006524	Bolt M10×25-10.9	8	
48	1040004505	Bolt M24×280-10.9	1	GB/T5782
49	1040004522	Bolt M8×50-8.8	1	GB/T5783
50	00775600101801010	Key cylinder	1	
51	00773400100230000	Swing gate	1	
52	00775600101801020	Spring	1	
53	00773600130201010	Cushion block	1	
54	1040300735	Washer 6-200HV	2	GB/T96.1
55	1040103173	Screw M6×50-8.8	2	
56	1040102372	Hexagon socket cap screw M6×20-A2-70	4	GB/T70.1
57	1999904986	Document box 355×280×55	1	
58	1022397103	Open bellows	1	
59	/	Platform console	1	
60	/	Load cell	1	

Work Platform 0077360013000002 (Option 1)

WORK
PLATFORM

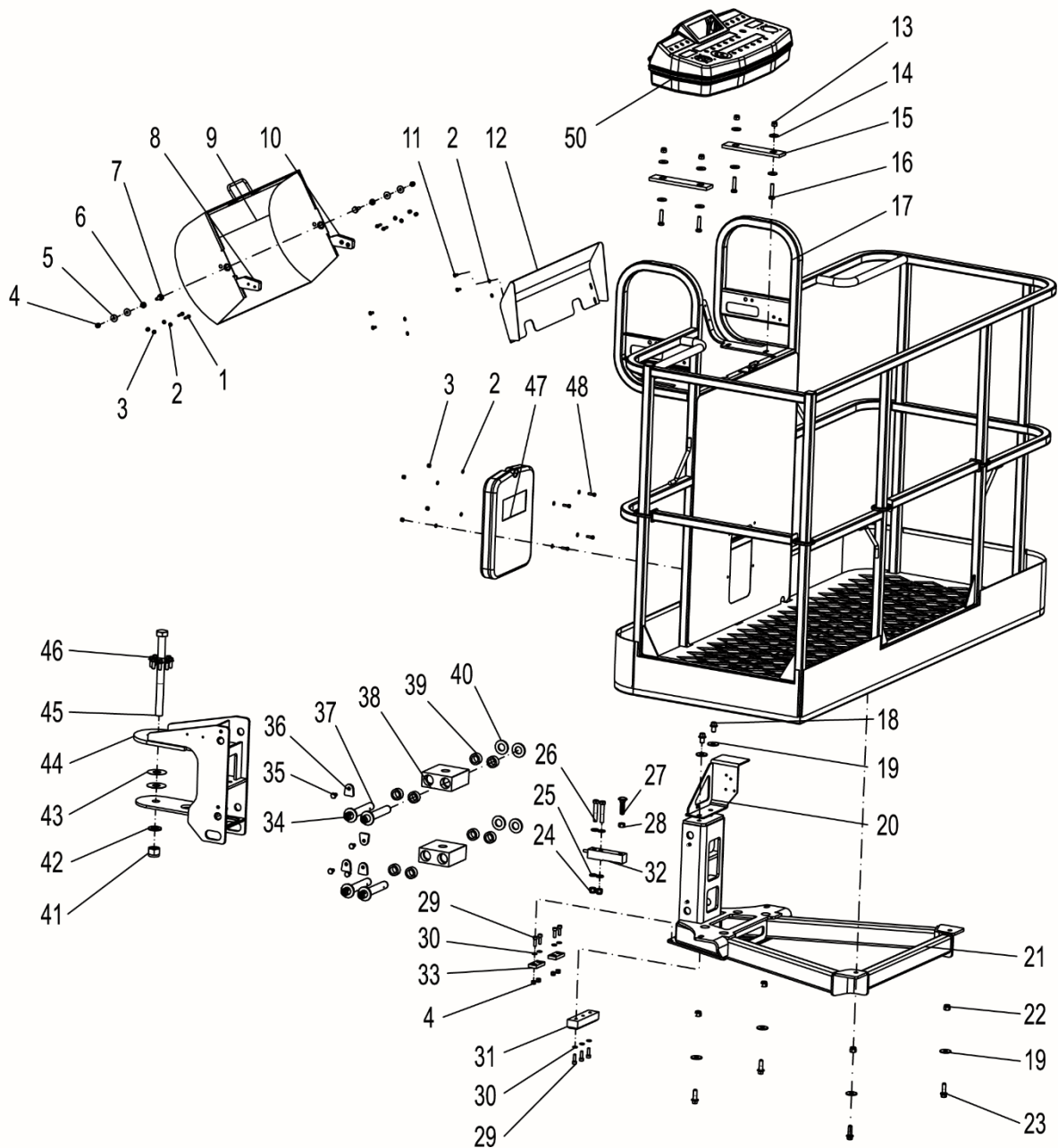


Work Platform 0077360013000002 (Option 1)

No.	Material No.	Spec and Item	Qty	Note
1	1040006017	Screw M6×25-A2-70	4	
2	1040300771	Washer 6-200HV	16	GB/T97.1
3	1040201896	Nut M6-8	8	GB/T889.1
4	1040200503	Nut M8-8	6	GB/T889.1
5	1040302480	Washer 8-200HV	4	GB/T96.1
6	00773400100261050	Bearing	2	
7	00773400100261060	Bolt	2	
8	00771100110230200	Block II	1	
9	00771100110231000	Hood	1	
10	00771100110230400	Block	1	
11	1040005844	Bolt M6×10-A2-70	4	GB/T5783
12	00771100110240000	Backboard weldment	1	
13	1040200504	Nut M10-8	4	GB/T889.1
14	1040302512	Washer 10-200HV	8	GB/T96.1
15	00772700100001020	Rubber pad	2	
16	1040004508	Bolt M10×45-8.8	4	GB/T5783
17	00773400150210001	Platform weldment	1	
18	1040005852	Bolt M12×20-8.8	2	GB/T5787
19	1040302821	Washer 12-200HV	6	GB/T96.1
20	00773400130600000	Hydraulic valve frame weldment	1	
21	02564400100420000	Tray weldment	1	
22	1040200507	Nut M12-8	4	GB/T889.1
23	1040004556	Bolt M12×35-8.8	4	GB/T16674.1
24	1040201163	Nut M12-10	2	GB/T889.1
25	1040302490	Washer 12-200HV	4	GB/T97.1
26	1040001703	Bolt M12×65-10.9	2	GB/T5782
27	1040006458	Strengthen cup head bolt M12×50-8.8 (Full thread)	1	
28	1040201381	Nut M12-8	1	GB/T6170
29	1040103112	Screw M8×25-8.8	7	GB/T70.1
30	1040301515	Washer 8-200HV	7	GB/T97.1

Work Platform 0077360013000002 (Option 1)

WORK
PLATFORM

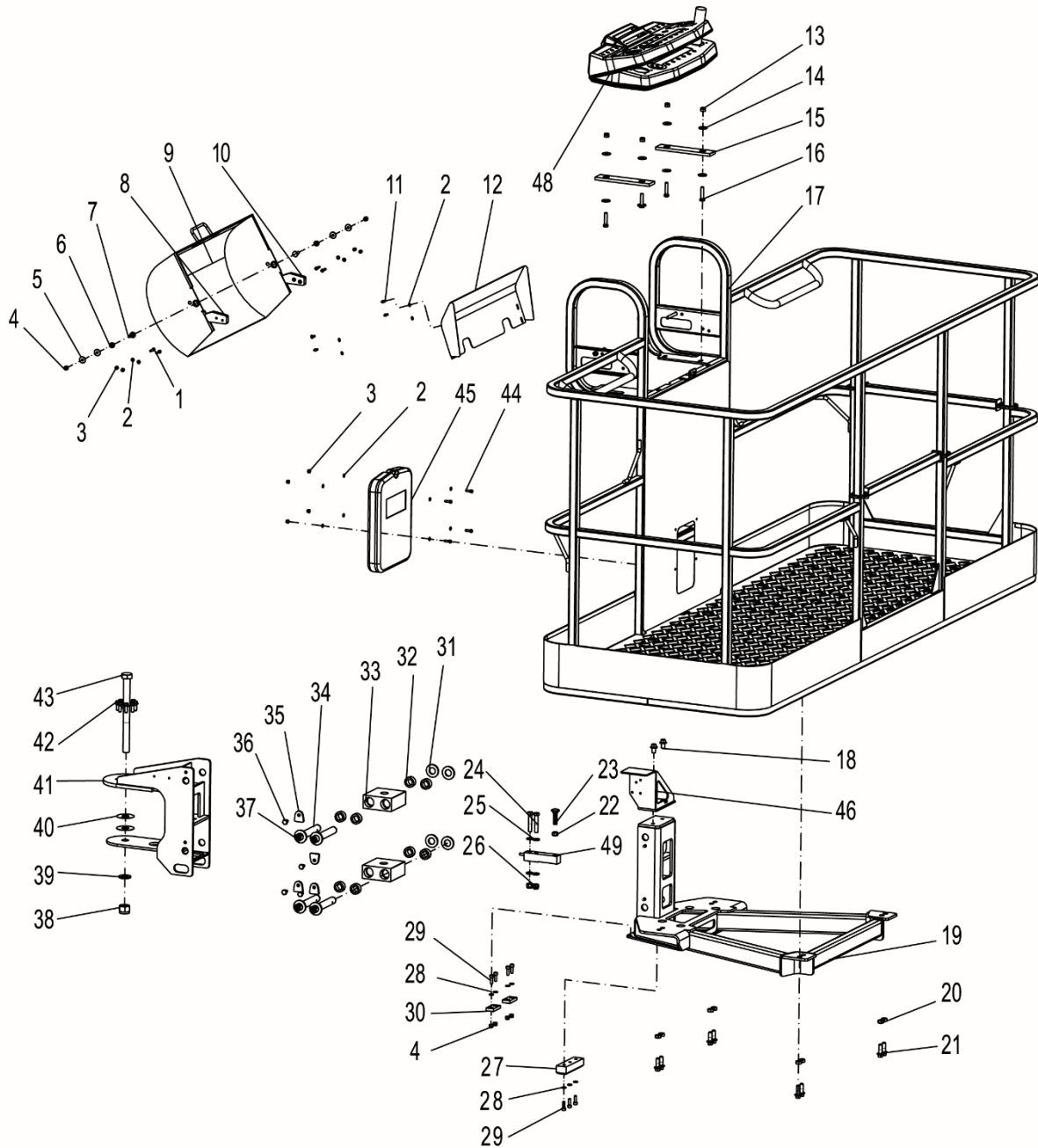


Work Platform 0077360013000002 (Option 1)

No.	Material No.	Spec and Item	Qty	Note
31	00773400100401040	Cushion block	1	
32	/	Load cell	1	
33	00773400130401060	Cushion block III	2	
34	1080000005	Oil cup M6×1	8	
35	1040004646	Bolt M10×15-8.8	4	GB/T5783
36	02564400100401030	Axle board	4	
37	02564400100401020	Axle	4	
38	02564400100401010	Linkage	2	
39	1054600077	Needle bearing	8	
40	00773400130401040	Cushion block I	8	
41	1040201111	Nut M24-10	1	GB/T889
42	1040301511	Washer 24-200HV	1	GB/T97.1
43	00773400100401030	Adjustable pad	2	
44	00773400130410000	Transition seat	1	
45	1040004505	Bolt M24×280-10.9	1	GB/T5782
46	1040006524	Bolt M10×25-10.9	8	
47	1999904986	Document box 355×280×55	1	
48	1040102372	Hexagon socket cap screw M6×20-A2-70	4	GB/T70.1
49	1022397103	Open bellows	1	
50	/	Platform console	1	

Work Platform 00774000120000001 (Option 2)

WORK
PLATFORM

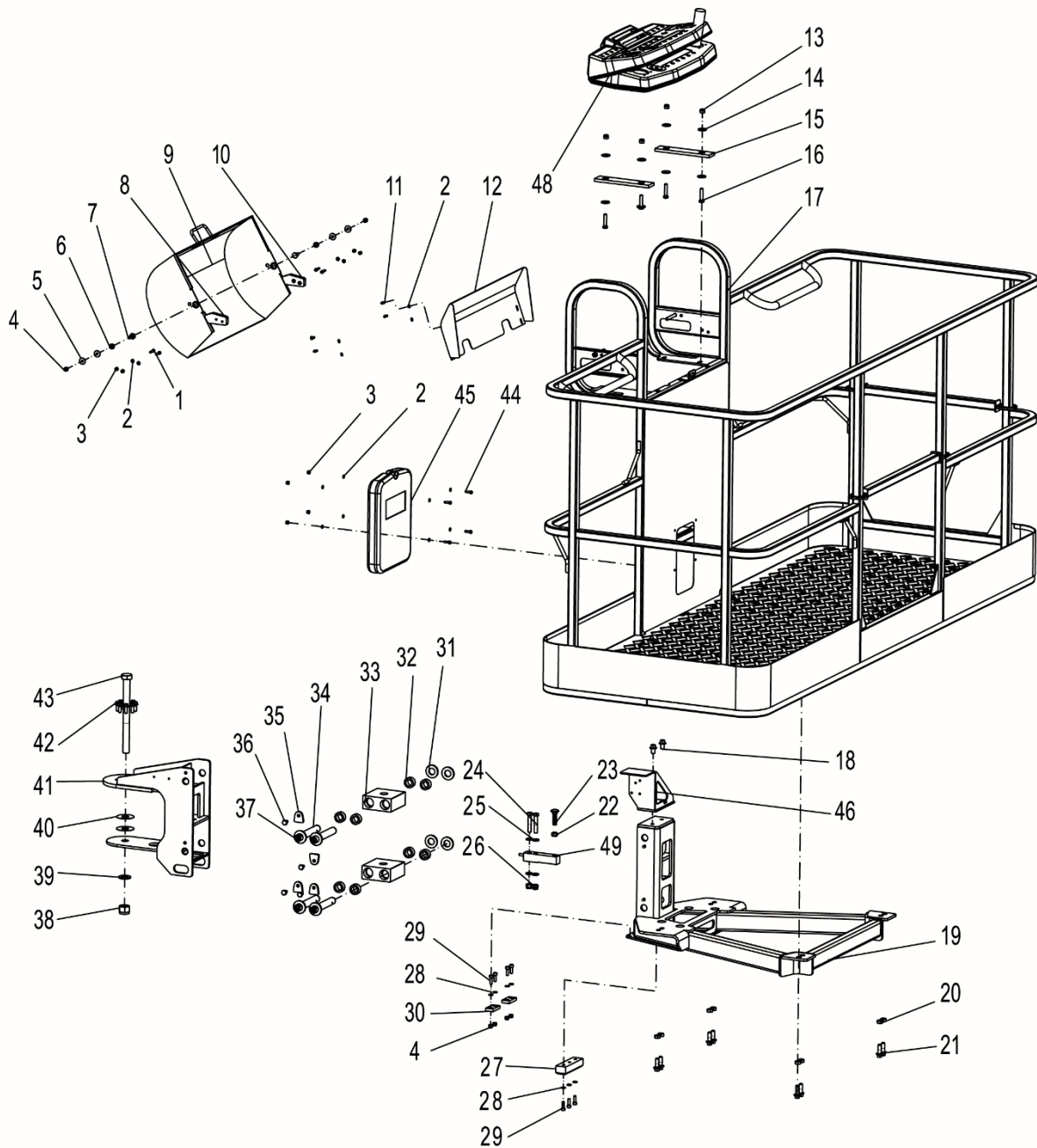


Work Platform 0077400012000001 (Option 2)

No.	Material No.	Spec and Item	Qty	Note
1	1040006017	Screw M6×25-A2-70	4	
2	1040300771	Washer 6-200HV	16	GB/T97.1
3	1040201896	Nut M6-8	8	GB/T889.1
4	1040200503	Nut M8-8	6	GB/T889.1
5	1040302480	Washer 8-200HV	4	GB/T96.1
6	00773400100261050	Bearing	2	
7	00773400100261060	Bolt	2	
8	00771100110230200	Block II	1	
9	00771100110231000	Hood	1	
10	00771100110230400	Block	1	
11	1040005844	Bolt M6×10-A2-70	4	GB/T5783
12	00771100110240000	Backboard weldment	1	
13	1040200504	Nut M10-8	4	GB/T889.1
14	1040302512	Washer 10-200HV	8	GB/T96.1
15	00772700100001020	Rubber pad	2	
16	1040004508	Bolt M10×45-8.8	4	GB/T5783
17	02551500100210000	Platform weldment	1	
18	1040005852	Bolt M12×20-8.8	2	GB/T5787
19	00771400120420001	Tray weldment	1	
20	1040200669	Nut M12	8	GB/T13681
21	1040004556	Bolt M12×35-8.8	8	GB/T16674.1
22	1040201381	Nut M12-8	1	GB/T6170
23	1040006458	Strengthen cup head bolt M12×50-8.8 (Full thread)	1	
24	1040001703	Bolt M12×65-10.9	2	GB/T5782
25	1040302490	Washer 12-200HV	4	GB/T97.1
26	1040201163	Nut M12-10	2	GB/T889.1
27	00773400100401040	Cushion block	1	
28	1040301515	Washer 8-200HV	7	GB/T97.1
29	1040103112	Screw M8×25-8.8	7	GB/T70.1
30	00773400130401060	Cushion block III	2	

Work Platform 00774000120000001 (Option 2)

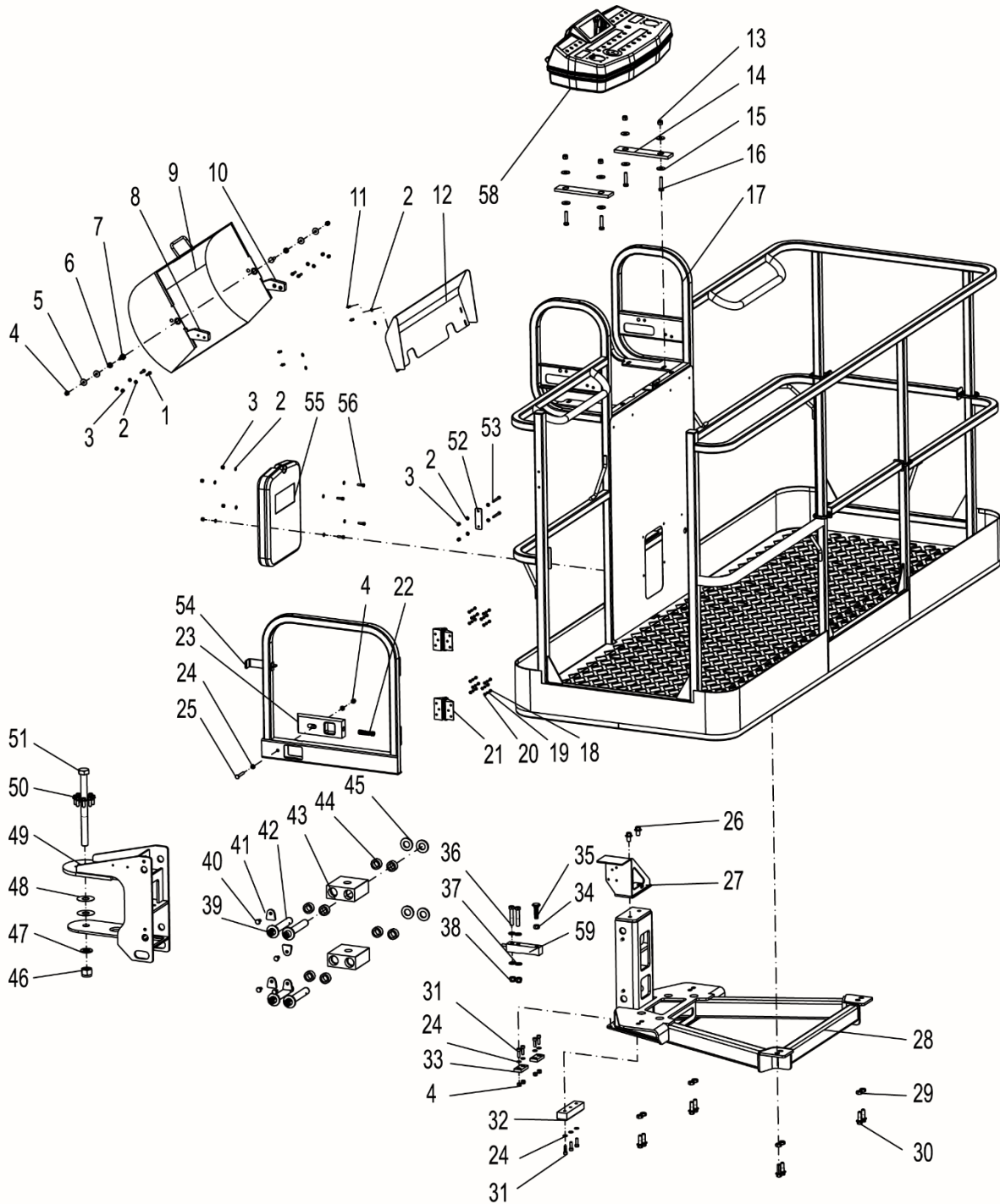
WORK
PLATFORM



Work Platform 0077400012000001 (Option 2)

No.	Material No.	Spec and Item	Qty	Note
31	00773400130401040	Cushion block I	8	
32	1054600077	Needle bearing	8	
33	02564400100401010	Linkage	2	
34	02564400100401020	Axle	4	
35	00773400130401090	Axle board	4	
36	1040004646	Bolt M10×15-8.8	4	GB/T5783
37	1080000005	Oil cup M6×1	8	
38	1040201111	Nut M24-10	1	GB/T889
39	1040301511	Washer 24-200HV	1	GB/T97.1
40	00773400100401030	Adjustable pad	2	
41	00773400130410000	Transition seat	1	
42	1040006524	Bolt M10×25-10.9	8	
43	1040004505	Bolt M24×280-10.9	1	GB/T5782
44	1040102372	Hexagon socket cap screw M6×20-A2-70	4	GB/T70.1
45	1999904986	Document box 355×280×55	1	
46	00773400130600000	Hydraulic valve frame weldment	1	
47	1022397102	Open bellows	1	
48	/	Platform console	1	
49	/	Load cell	1	

Work Platform 0077360010000001 (Option 3)

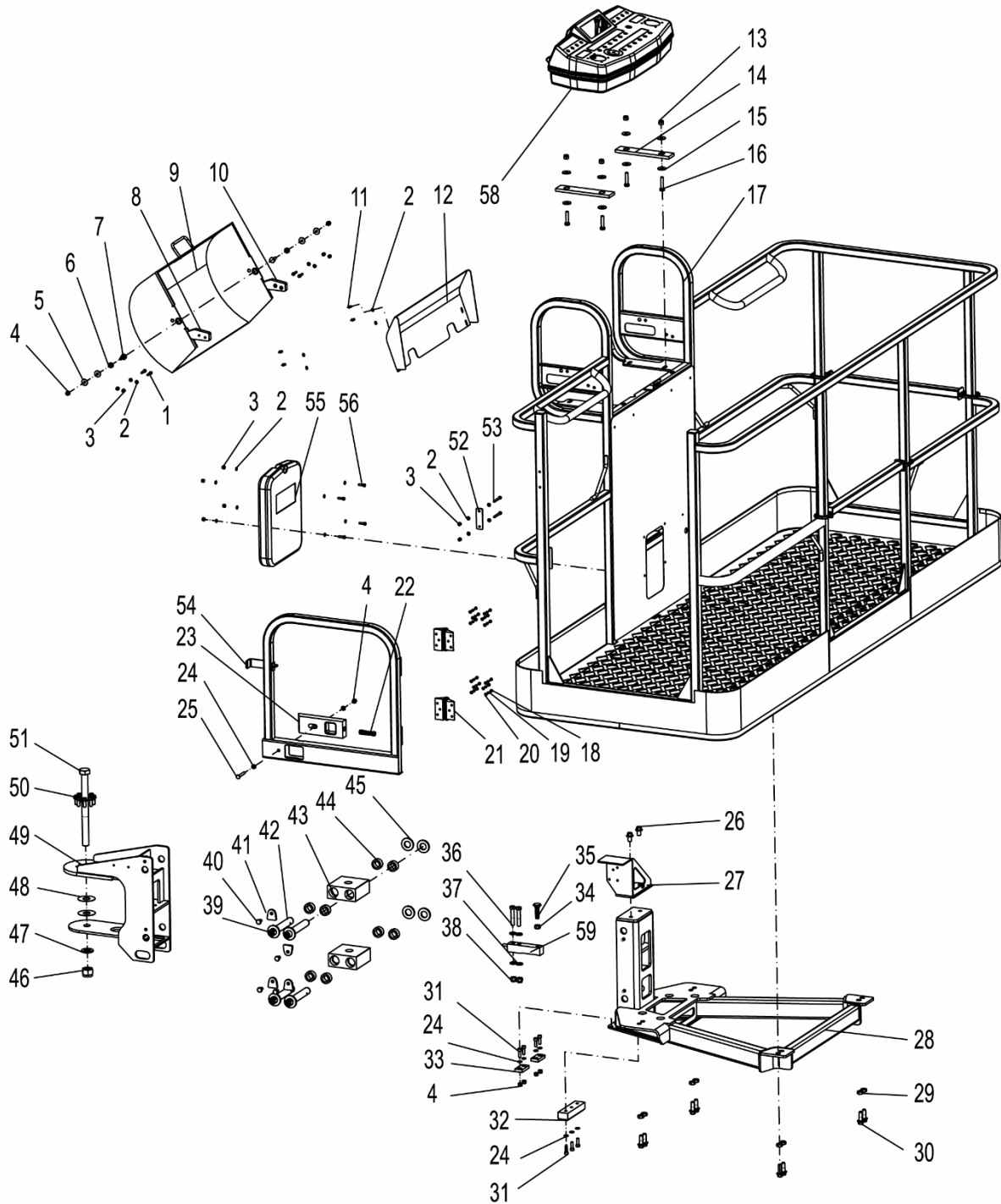


Work Platform 0077360010000001 (Option 3)

No.	Material No.	Spec and Item	Qty	Note
1	1040006017	Screw M6×25-A2-70	4	
2	1040300771	Washer 6-200HV	20	GB/T97.1
3	1040201896	Nut M6-8	10	GB/T889.1
4	1040200503	Nut M8-8	7	GB/T889.1
5	1040302480	Washer 8-200HV	4	GB/T96.1
6	00773400100261050	Bearing	2	
7	00773400100261060	Bolt	2	
8	00771100110230200	Block II	1	
9	00771100110231000	Hood	1	
10	00771100110230400	Block	1	
11	1040005844	Bolt M6×10-A2-70	4	GB/T5783
12	00771100110240000	Backboard weldment	1	
13	1040200504	Nut M10-8	4	GB/T889.1
14	00772700100001020	Rubber pad	2	
15	1040302512	Washer 10-200HV	8	GB/T96.1
16	1040004508	Bolt M10×45-8.8	4	GB/T5783
17	00773600100210001	Platform weldment	1	
18	1040004672	Bolt M5×10-8.8	12	GB/T5783
19	1029904911	Spring washer 5	12	GB93
20	1040300514	Washer 5-200HV	12	GB/T97.1
21	1101000163	Spring hinge	2	
22	00775600101801020	Spring	1	
23	00775600101801010	Key cylinder	1	
24	1040301515	Washer 8-200HV	9	GB/T97.1
25	1040004522	Bolt M8×50-8.8	1	GB/T5783
26	1040005852	Bolt M12×20-8.8	2	GB/T5787
27	00773400130600000	Hydraulic valve frame weldment	1	
28	00771400120420001	Tray weldment	1	
29	1040200669	Nut M12	8	GB/T13681
30	1040004556	Bolt M12×35-8.8	8	GB/T16674.1

Work Platform 0077360010000001 (Option 3)

WORK
PLATFORM



Work Platform 0077360010000001 (Option 3)

No.	Material No.	Spec and Item	Qty	Note
31	1040103112	Screw M8×25-8.8	7	GB/T70.1
32	00773400100401040	Cushion block	1	
33	00773400130401060	Cushion block III	2	
34	1040201381	Nut M12-8	1	GB/T6170
35	1040006458	Strengthen cup head bolt M12×50-8.8 (Full thread)	1	
36	1040001703	Bolt M12×65-10.9	2	GB/T5782
37	1040302490	Washer 12-200HV	4	GB/T97.1
38	1040201163	Nut M12-10	2	GB/T889.1
39	1080000005	Oil cup M6×1	8	
40	1040004646	Bolt M10×15-8.8	4	GB/T5783
41	00773400130401090	Axle board	4	
42	02564400100401020	Axle	4	
43	02564400100401010	Linkage	1	
44	1054600077	Needle bearing	8	
45	00773400130401040	Cushion block I	8	
46	1040201111	Nut M24-10	1	GB/T889
47	1040301511	Washer 24-200HV	1	GB/T97.1
48	00773400100401030	Adjustable pad	2	
49	00773400130410000	Transition seat	1	
50	1040006524	Bolt M10×25-10.9	8	
51	1040004505	Bolt M24×280-10.9	1	GB/T5782
52	00773600130201010	Cushion block	1	
53	1040103173	Screw M6×50-8.8	2	
54	00773400100230000	Swing gate	1	
55	1999904986	Document box 355×280×55	1	
56	1040102372	Hexagon socket cap screw M6×20-A2-70	4	GB/T70.1
57	1022397103	Open bellows	1	
58	/	Platform console	1	
59	/	Load cell	1	

ZOOMLION

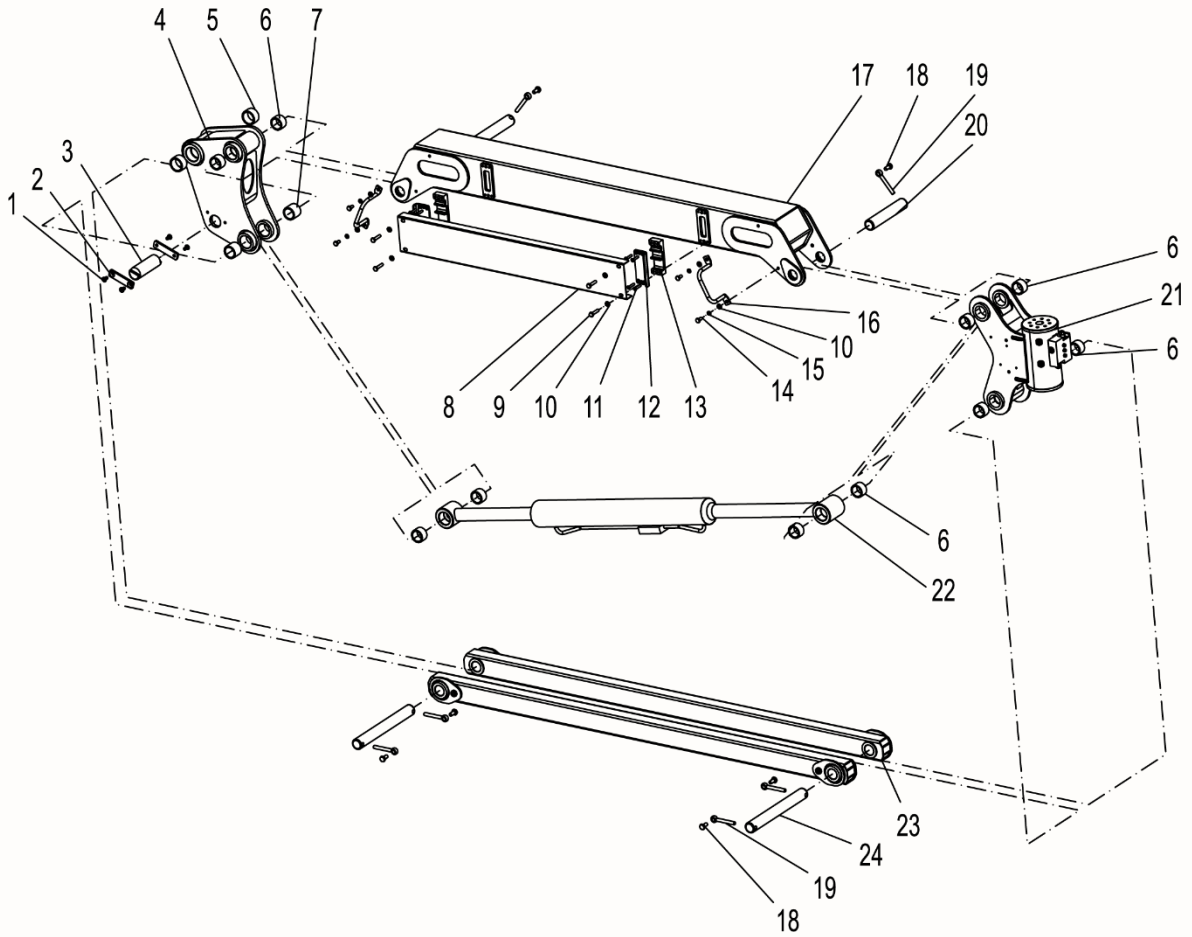
Parts Manual

Section 2 Boom



Jib 00773700200000001

BOOM

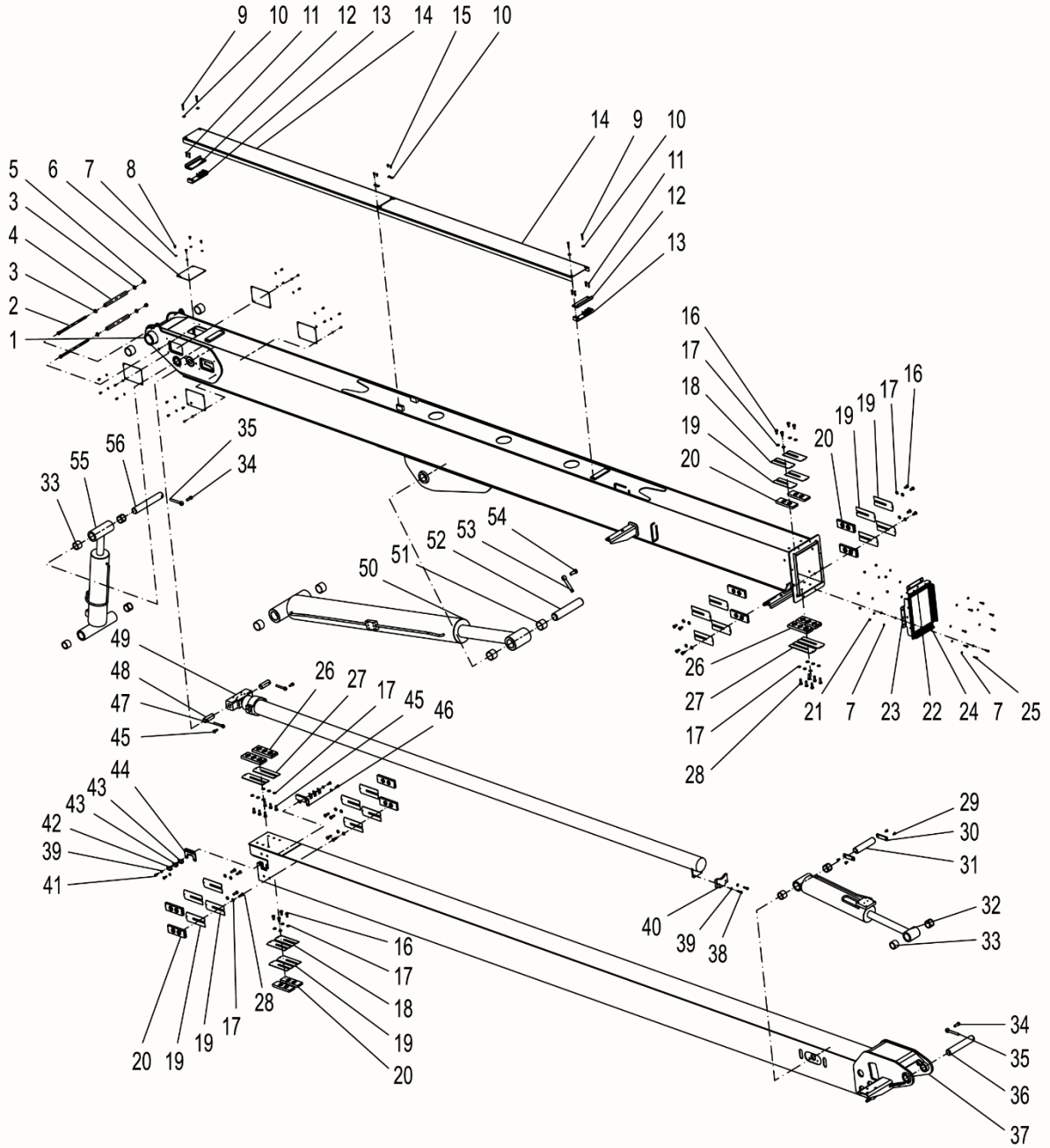


Jib 0077370020000001

No.	Material No.	Item and Spec	Qty	Note
1	1040103076	Screw M8×16-8.8	4	GB/T70.3
2	00773700400001290	Board	2	
3	00773700200001070	Pin	1	
4	00773700200200000	Support	1	
5	00773400200001020	Bearing	2	
6	00773400200001010	Bearing	10	
7	00773700200001010	Bearing	2	
8	00773700200001082	Pipeline guard board	1	
9	1040004619	Bolt M8×35-8.8	4	GB/T5783
10	1040301515	Washer 8-200HV	8	GB/T97.1
11	1040103133	Screw M6×30-A2-70	8	
12	00773700200001100	Pipeline pressing plate	2	
13	00773700200001090	Pipeline slot	2	
14	1040004517	Bolt M8×16-8.8	4	GB/T5783
15	1040301510	Washer 8	4	GB/T93
16	00771400211200000	Adjustable clamp	2	
17	00773700200400002	Upper linkage	1	
18	1040002433	Bolt M10×20-8.8	6	GB/T5783
19	00773400300001200	Stop pin	6	
20	00773700200001050	Pin	2	
21	1010201471	Rotary actuator	1	L20-8-180
22	00773700200810000	Jib cylinder	1	
23	00773700200600000	Lower linkage	2	
24	00773700200001060	Pin	2	

Boom Assembly 00773700300000002

BOOM

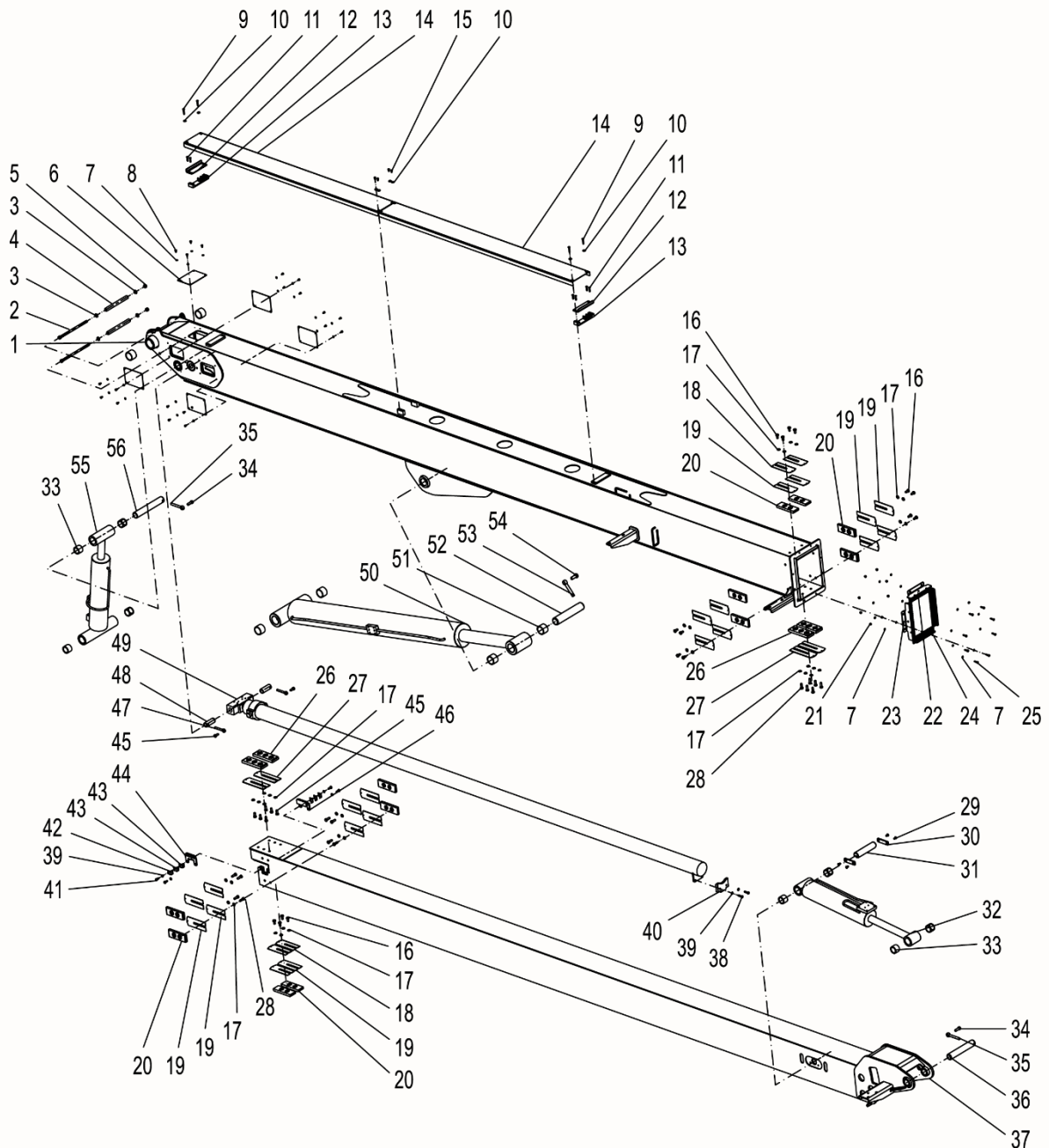


Boom Assembly 00773700300000002

No.	Material No.	Item and Spec	Qty	Note
1	00773700300200004	Base boom	1	
2	00773700300001090	Long screw M12×260	2	
3	1040302490	Washer 12-200HV	4	GB/T97.1
4	00773700300001080	Pipe stopper	2	
5	1040201381	Nut M12-8	2	GB/T6170
6	00773700300001210	Main boom sealing plate	5	
7	1040300771	Washer 6-200HV	39	GB/T97.1
8	1040005844	Bolt M6×10-A2-70	20	GB/T5783
9	1040004553	Bolt M6×35-8.8	4	GB/T5783
10	1040300735	Washer 6-200HV	8	GB/T96.1
11	1040103133	Screw M6×30-A2-70	8	
12	00773700300001140	Pipeline pressing plate	2	
13	00773700300001240	Hose seat	2	
14	00773700300001190	Pipeline cover	2	
15	1040002738	Bolt M6×12-A2-70	4	GB/T5783
16	1040002433	Bolt M10×20-8.8	16	GB/T5783
17	1040302489	Washer 10-200HV	36	GB/T97.1
18	00773400300001140	Adjustable gasket V	4	
19	00773400300001131	Adjustable gasket (2mm)	20	
20	00773700303000001	Slider assembly	12	
21	1040201896	Nut M6-8	8	GB/T889.1
22	00773700301400000	Upper dust-proof brush	1	
23	00773700301800000	Side dust-proof brush	2	
24	00773700301600000	Lower dust-proof brush	1	
25	1040001640	Bolt M6×25-A2-70	8	GB/T5783
26	00773400312600000	Slider assembly	4	
27	00773400300001101	Adjustable gasket (3mm)	4	
28	1040004565	Bolt M10×30-8.8-DKL	14	GB/T5783
29	1040103076	Screw M8×16-8.8	4	GB/T70.3
30	00773700400001290	Board	2	

Boom Assembly 00773700300000002

BOOM

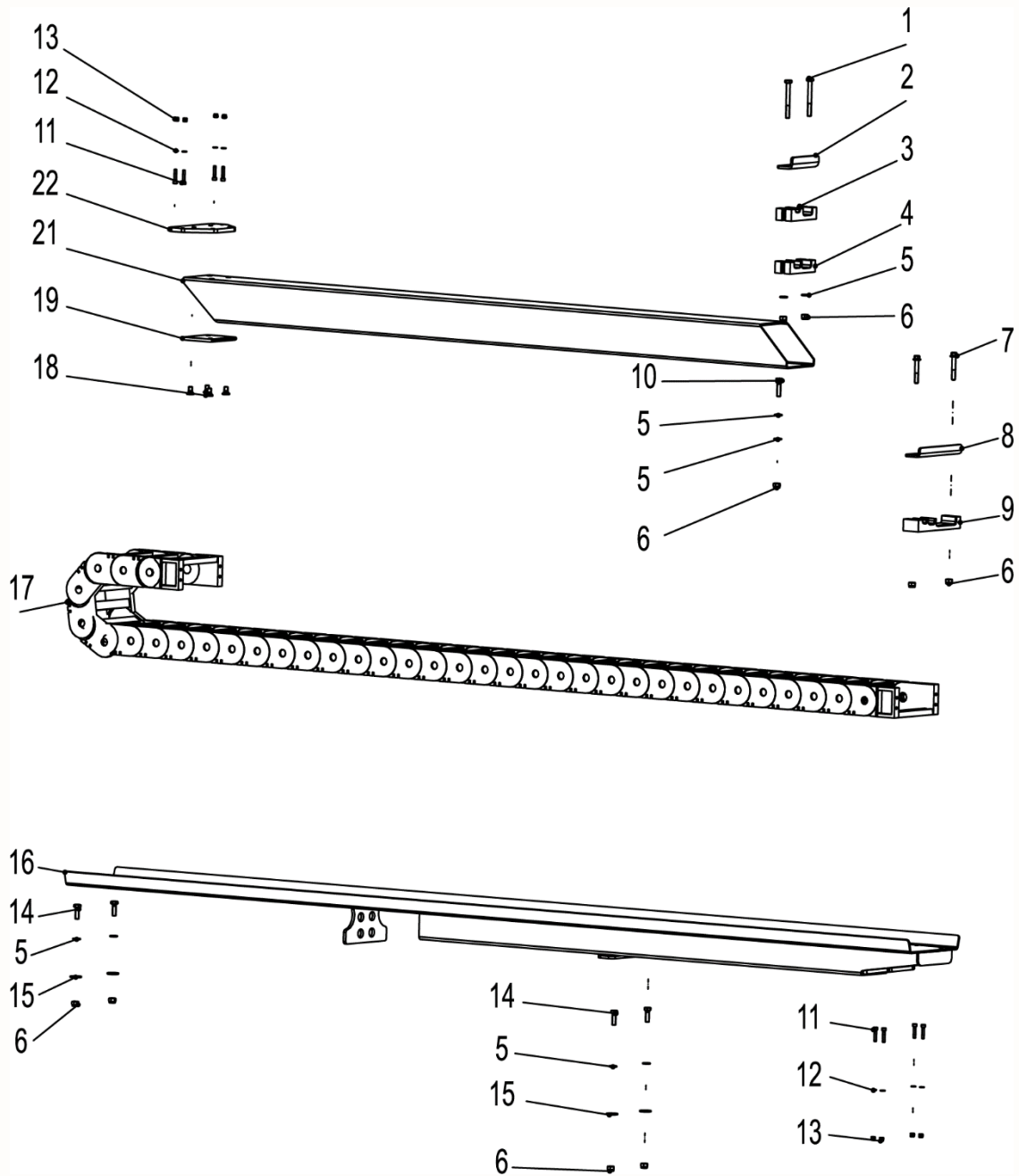


Boom Assembly 00773700300000002

No.	Material No.	Item and Spec	Qty	Note
31	00773700300001040	Pin IV	1	
32	00773700301000000	Upper leveling cylinder	1	
33	00773400300001210	Bearing	8	
34	1040002437	Bolt M12×35-8.8	2	GB/T5783
35	00773400200001070	Stop pin	2	
36	00773700300001010	Pin I	1	
37	00773700300400004	Telescopic boom	1	
38	1040004520	Bolt M8×30-8.8	2	GB/T5783
39	1040301515	Washer 8-200HV	6	GB/T97.1
40	00773700300001100	Telescopic cylinder support plate	1	
41	1040004518	Bolt M8×20-8.8	4	GB/T5783
42	00773700300001181	Cylinder adjustable gasket II	2	
43	00773700300001171	Cylinder adjustable gasket I	4	
44	00773700302000000	Right board	1	
45	1040002434	Bolt M10×25-8.8	8	GB/T5783
46	00773700302200000	Left board	1	
47	00773400300001200	Stop pin	2	
48	00773700300001051	Telescopic cylinder pin	2	
49	00773700301200000	Telescopic cylinder	1	
50	00773700300600000	Upper boom lifting cylinder	1	
51	00773400300001070	Bearing	6	
52	00773700300001030	Pin III	1	
53	00773400400001250	Stop pin	1	
54	1040002446	Bolt M16×40-8.8	1	GB/T5783
55	00773700300800000	Lower leveling cylinder	1	
56	00773700300001020	Pin II	1	
57	1040004591	Bolt M4×8-8.8	4	GB/T5783
58	1040302410	Washer 4-200HV	4	GB/T97.1
59	00771400340001090	Sensor cover	1	
60	00773700302400001	Protective cover	1	
61	1040102778	Screw M6×10-8.8	3	GB/T70.1

Chain System 0077370070000001

BOOM

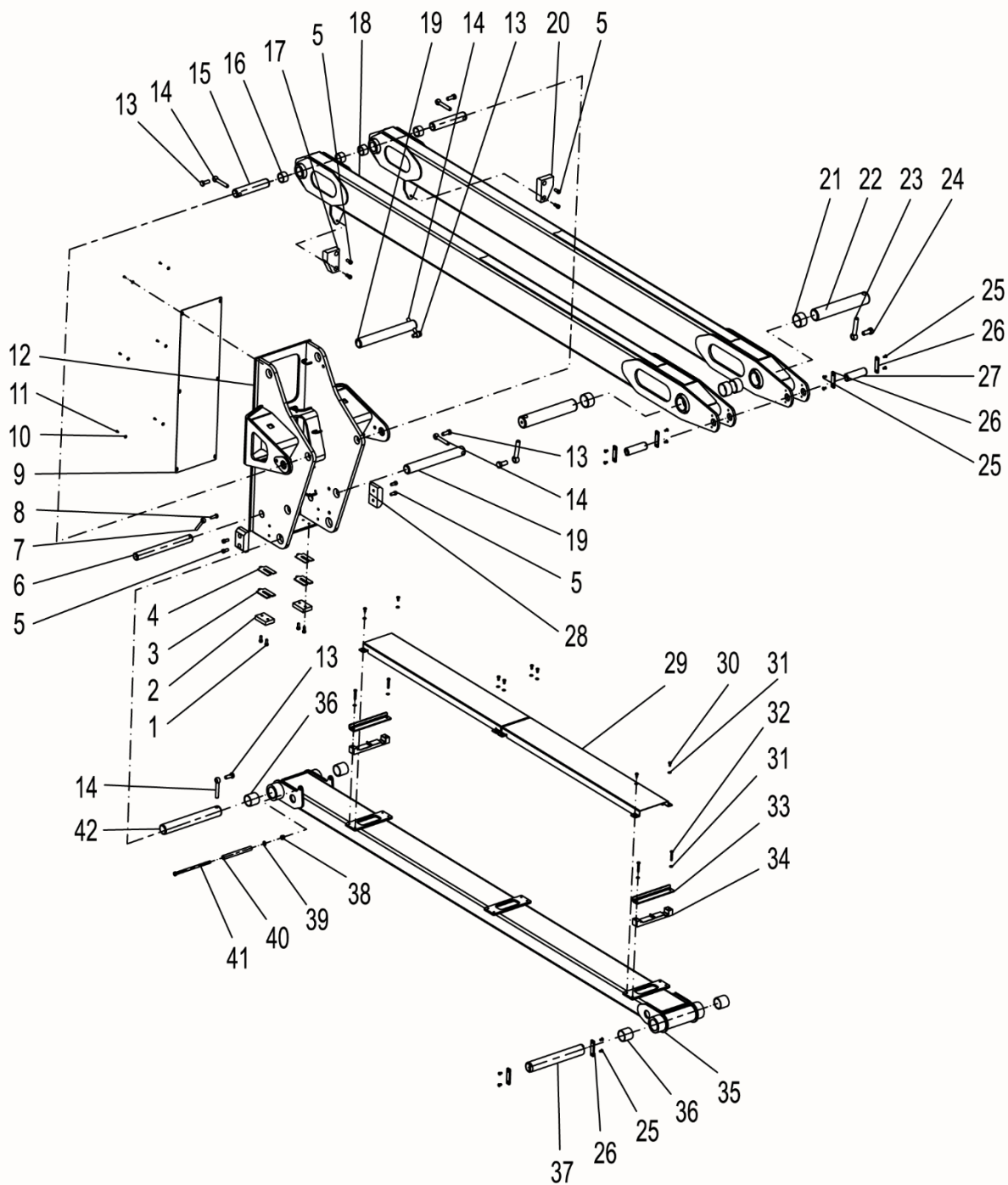


Chain System 0077370070000001

No.	Material No.	Item and Spec	Qty	Note
1	1040004603	Bolt M8×75-8.8	2	GB/T5782
2	00773700400001390	Dam-board I	1	
3	00773700700001021	Chain rectangular tube clamp I	1	
4	00773700700001091	Chain rectangular tube clamp II	1	
5	1040301515	Washer 8-200HV	8	GB/T97.1
6	1040200503	Nut M8-8	9	GB/T889.1
7	1040004557	Bolt M8×50-8.8	2	GB/T16674.1
8	00773400700001050	Bending mounting plate	1	
9	00773400700001020	Hose seat	1	
10	1040102737	Screw M8×30-8.8	1	GB/T70.1
11	1040102751	Screw M5×25-8.8	8	GB/T70.1
12	1040300514	Washer 5-200HV	8	GB/T97.1
13	1040201904	Nut M5-8	8	GB/T889.1
14	1040004519	Bolt M8×25-8.8	4	GB/T5783
15	1040302480	Washer 8-200HV	4	GB/T96.1
16	00773700700400001	Tray	1	
17	00773700700001081	Chain mechanism	1	
17A	1109900986	Chain connector I E4.421.12.1.1	1	
17B	1109900987	Chain connector II E4.421.12.1.2	1	
17C	1109900988	Chain side plate (outside) E4.42.01	35	
17D	1109900990	Chain side plate (inside) E4.42.02.075.0	35	
17E	1109900991	Chain cross-bar 385.12	70	
17F	1109900993	Chain shim 42.1	35	
18	1040103076	Screw M8×16-8.8	4	GB/T70.3
19	00773700700001100	Base plate	1	
21	00773700700001012	Rectangular pipe	1	
22	00773700700001070	Transition plate	1	

Boom Assembly 00773700400000001

BOOM

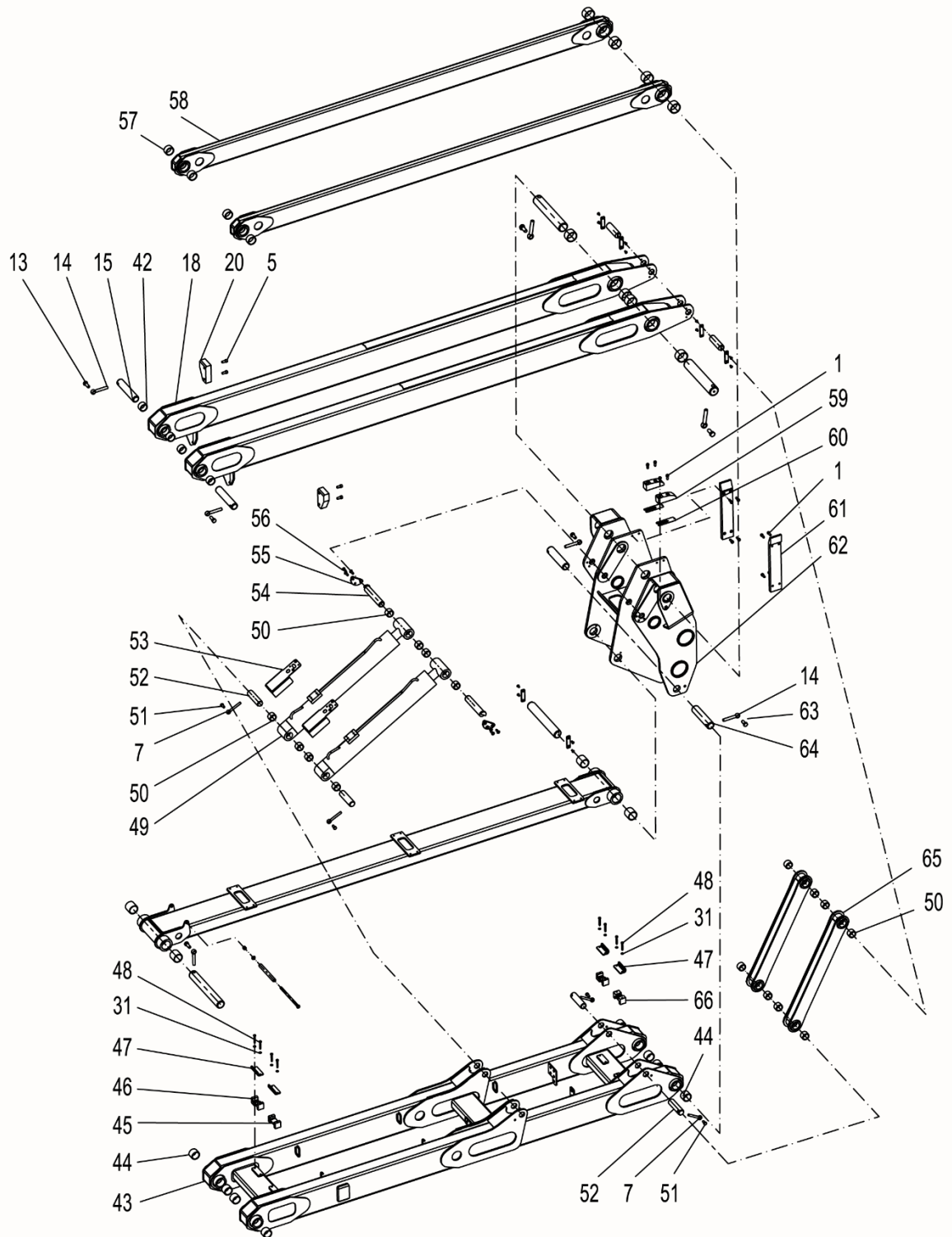


Boom Assembly 0077370040000001

No.	Material No.	Item and Spec	Qty	Note
1	1040101492	Screw M10×25-8.8	16	GB/T70.1
2	00773700400001451	Cushion block	2	
3	00773700400001461	Adjustable pad I	2	
4	00773700400001471	Adjustable pad II	2	
5	1040103140	Screw M12×25-8.8	8	
6	00773700400001100	Pin X	1	
7	00773400200001070	Stop pin	5	
8	1040002437	Bolt M12×35-8.8	1	GB/T5783
9	00773700400001480	Cover	1	
10	1040302529	Washer 5-200HV	6	GB/T96.1
11	1040004672	Bolt M5×10-8.8	6	GB/T5783
12	00773700401600000	Upper upright	1	
13	1040002446	Bolt M16×40-8.8	5	GB/T5783
14	00773400400001250	Stop pin	7	
15	00773700400001070	Pin VII	2	
16	00773700400001140	Bearing	4	
17	00773700400001490	Guide block I	1	
18	00773700400800000	Upper pressing rod	2	
19	00773700400001090	Pin IX	2	
20	00773700400001500	Guide block II	1	
21	00771400600001070	Self-lubricating bearing	8	
22	00773700400001040	Pin IV	2	
23	00773400400001170	Stop pin	2	
24	1040004499	Bolt M20×45-8.8	2	GB/T5783
25	1040103076	Screw M8×16-8.8	12	GB/T70.3
26	00773700400001290	Board	6	
27	00773700400001080	Pin VIII	2	
28	00773700400001280	Protective plate II	2	
29	00773700400001342	Pipeline cover IV	2	
30	1040004517	Bolt M8×16-8.8	8	GB/T5783

Boom Assembly 00773700400000001

BOOM

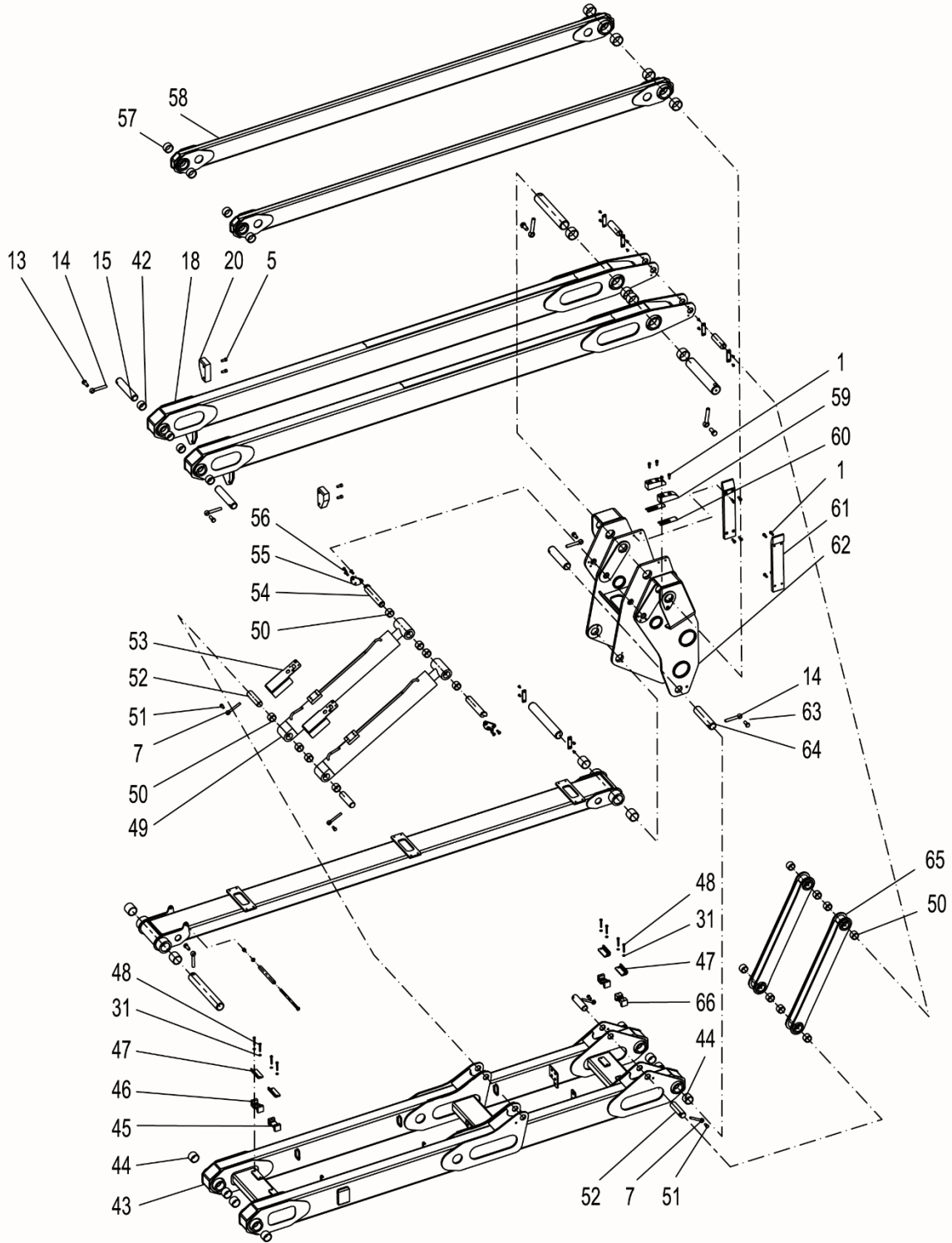


Boom Assembly 0077370040000001

No.	Material No.	Item and Spec	Qty	Note
31	1040301515	Washer 8-200HV	20	GB/T97.1
32	1040004522	Bolt M8×50-8.8	4	GB/T5783
33	00773700400001401	Dam-board II	2	
34	00773700400001371	Clamp III	2	
35	00773700400600001	Upper pull rod	1	
36	00773700400001150	Bearing	4	
37	00773700400001060	Pin VI	1	
38	1040200507	Nut M12-8	1	GB/T889.1
39	1040302490	Washer 12-200HV	1	GB/T97.1
40	00773700400001380	Pipe stopper	1	
41	00773700400001520	Screw I M12×240	1	
42	00773700400001050	Pin V	1	
43	00773700400200001	Lower pressing rod	1	
44	00773400300001070	Bearing	8	
45	00773700400001362	Clamp II	1	
46	00773700400001352	Clamp I	2	
47	00773700400001390	Dam-board I	4	
48	1040000135	Bolt M8×55-8.8	8	GB/T5783
49	00773700401400000	Boom lifting cylinder	2	
50	00773400400001020	Bearing	16	
51	1040002436	Bolt M12×25-8.8	4	GB/T5783
52	00773700400001010	Pin I	4	
53	00773700400001540	Cover plate	2	
54	00773700400001030	Pin III	2	
55	00773700400001180	Pin fixing plate	2	
56	1040103164	Screw M10×30-8.8	6	GB/T70.3
57	00773700400001130	Bearing	4	
58	00773700400400000	Lower pull rod	2	
59	00773700400001261	Cushion block	2	
60	00773700400001550	Adjustable gasket	2	

Boom Assembly 00773700400000001

BOOM




Boom Assembly 0077370040000001

No.	Material No.	Item and Spec	Qty	Note
61	00773700400001270	Protective plate I	2	
62	00773700401000001	Lower upright	1	
63	1040002445	Bolt M16×35-8.8	2	GB/T5783
64	00773700400001020	Pin II	2	
65	00773700401200000	Synchronous pull rod	2	
66	00773700400001560	Clamp IV	1	

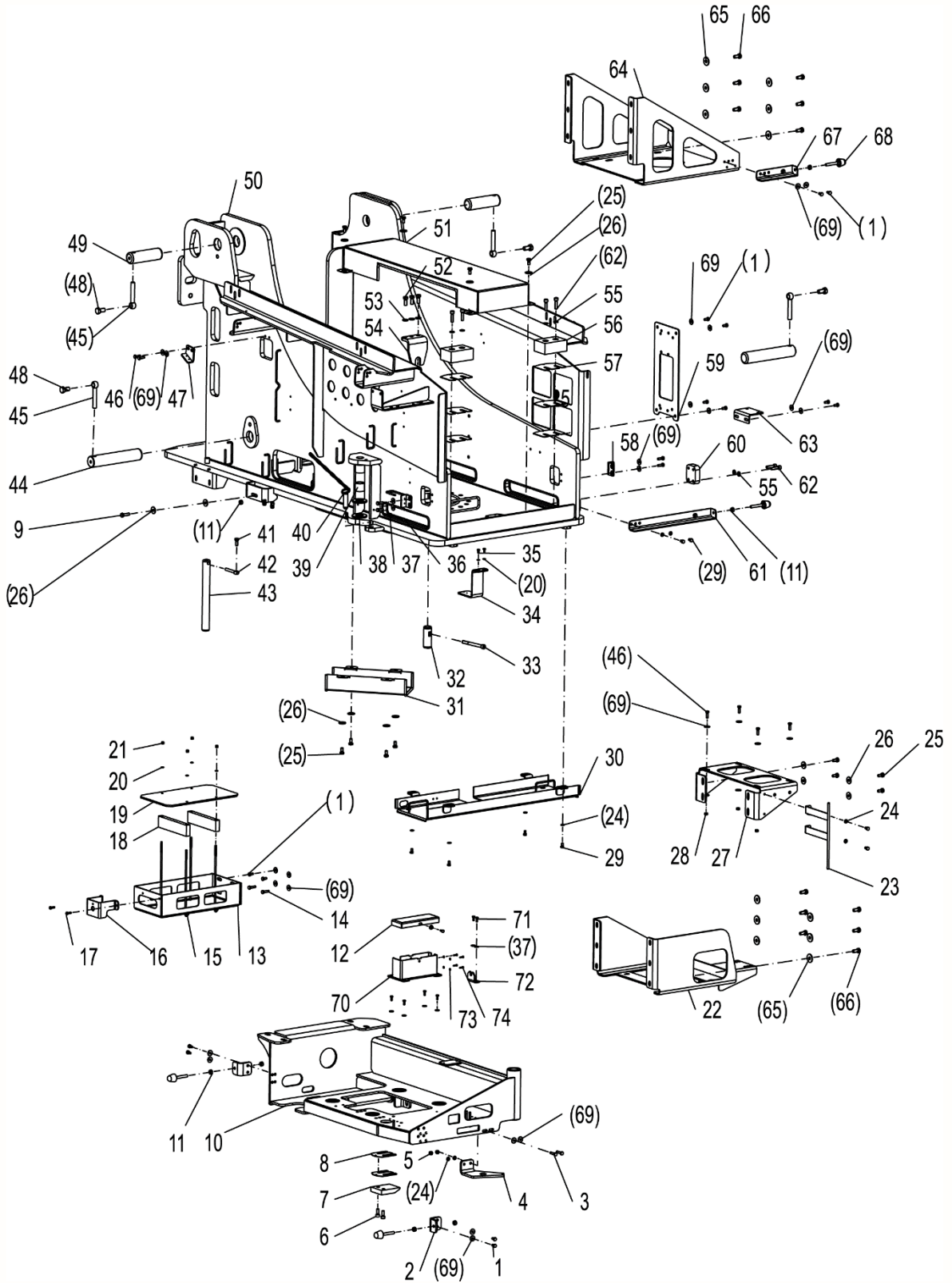
ZOOMLION

Parts Manual

Section 3 Turntable



Turntable 0077370083000001

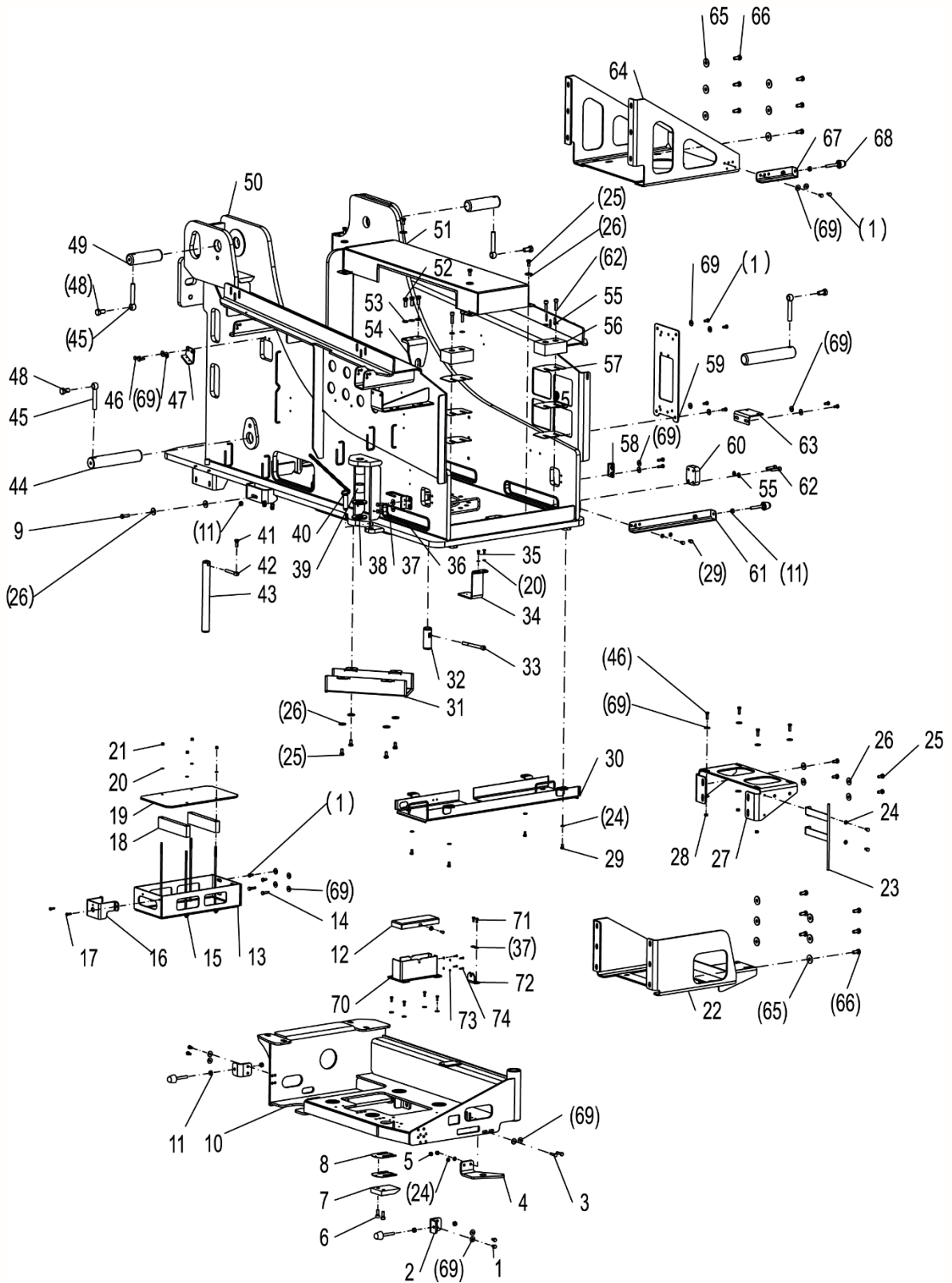


TURNTABLE

Turntable 0077370083000001

No.	Material No.	Item and Spec	Qty	Note
1	1040004517	Bolt M8×16-8.8	14	GB/T5783
2	00773600800001090	Door stopper mounting plate I	2	
3	1040004619	Bolt M8×35-8.8	2	GB/T5783
4	00773600800001060	Limit plate	1	
5	1040200503	Nut M8-8	4	GB/T889.1
6	1040101492	Screw M10×25-8.8	2	GB/T70.1
7	00773600800001010	Tray block	1	
8	00773400800001221	Adjustable pad	2	
9	1040002435	Bolt M10×35-8.8	1	GB/T5783
10	00773600800400000	Engine tray	1	
11	1040200113	Nut M10-8	9	GB/T6170
12	00773400830200000	Motor installation	1	
13	00773400800001042	Battery tray	1	
14	1040004520	Bolt M8×30-8.8	2	GB/T5783
15	00773400800001131	Battery pull rod	4	
16	00773400800001200	Switch support	1	
17	1040001631	Bolt M6×20-A2-70	2	GB/T5783
18	00773400800001280	Battery pressing plate	2	
19	00773400800001171	Battery clapboard	1	
20	1040300771	Washer 6-200HV	6	GB/T97.1
21	1040201896	Nut M6-8	6	GB/T889.1
22	00773600800600001	Hydraulic tank support	1	
23	00773600801600000	Bundle support	1	
24	1040301515	Washer 8-200HV	10	GB/T97.1
25	1040002433	Bolt M10×20-8.8	12	GB/T5783
26	1040302512	Washer 10-200HV	14	GB/T96.1
27	00773600802201010	Electric cabinet support	1	
28	1040201089	Nut M8-8	4	GB/T6170
29	1040004590	Bolt M8×14-8.8	8	GB/T5783
30	00773700830001200	Pipeline tray	1	
31	00773700800001600	Pipeline tray	1	
32	00773400800001180	Rotary limit pin	1	
33	1040100714	Screw M12×130-8.8	1	GB/T70.1
34	00773700830001020	Rotary limit support	1	

Turntable 0077370083000001

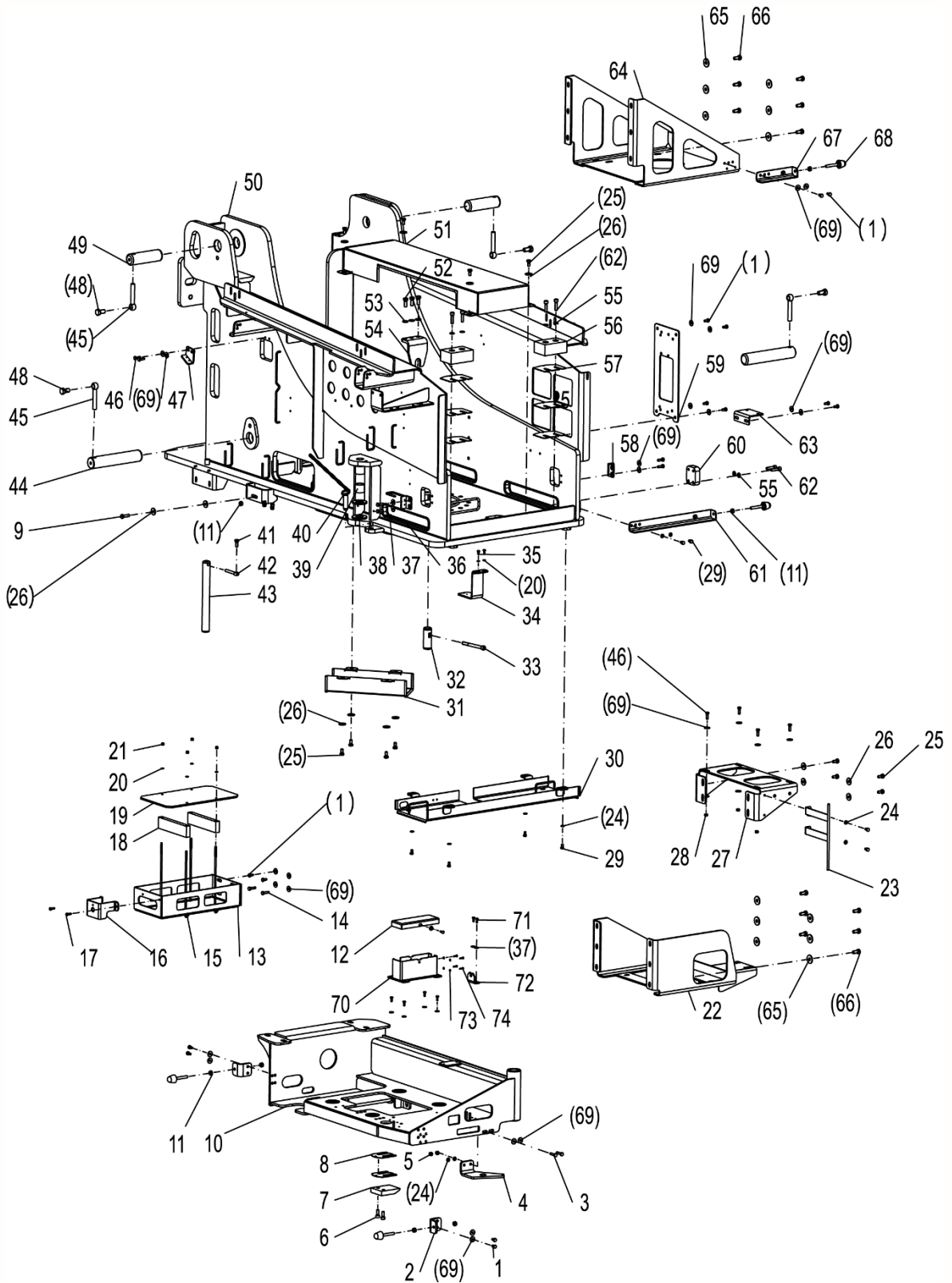


TURNTABLE

Turntable 0077370083000001

No.	Material No.	Item and Spec	Qty	Note
35	1040002738	Bolt M6×12-A2-70	2	GB/T5783
36	1040002555	Bolt M6×16-A2-70	1	GB/T5783
37	1040300735	Washer 6-200HV	1	GB/T96.1
38	00773400800001150	Friction plate	1	
39	00773400800001010	Bearing	2	
40	00773400801400000	Tray plug	1	
41	1040002434	Bolt M10×25-8.8	1	GB/T5783
42	00773400300001200	Stop pin	1	
43	00773600800001030	Tray axle	1	
44	00773600800001040	Axle II	2	
45	00773400400001250	Stop pin	4	
46	1040004519	Bolt M8×25-8.8	10	GB/T5783
47	00773600801800000	Limit support I	1	
48	1040004570	Bolt M16×30-8.8	4	GB/T5783
49	00773700800001030	Pin I	2	
50	00773700830200001	Turntable weldment	1	
51	00773700830400000	Pipeline cover	1	
52	1040004511	Bolt M12×30-8.8	3	GB/T5783
53	1040302490	Washer 12-200HV	3	GB/T97.1
54	00773600800001080	Rotary mounting plate	1	
55	1040302489	Washer 10-200HV	6	GB/T97.1
56	00773700800001210	Cushion pad	2	
57	00773700800001021	Adjustable pad	6	
58	00773600802000000	Limit support II	2	
59	00773700830001301	Main valve mounting plate	1	
60	00773600800001100	Connector mounting plate	1	
61	00773600801400000	Door stopper support II	1	
62	1040102741	Screw M10×40-8.8	6	GB/T70.1
63	00773600800001050	Traveling control valve mounting	1	
64	00773600800800000	Fuel tank bracket	1	
65	1040302821	Washer 12-200HV	12	GB/T96.1
66	1040002436	Bolt M12×25-8.8	12	GB/T5783
67	00773600801200000	Door stopper support I	1	
68	1040004678	Door stopper bolt M10×70	4	

Turntable 0077370083000001



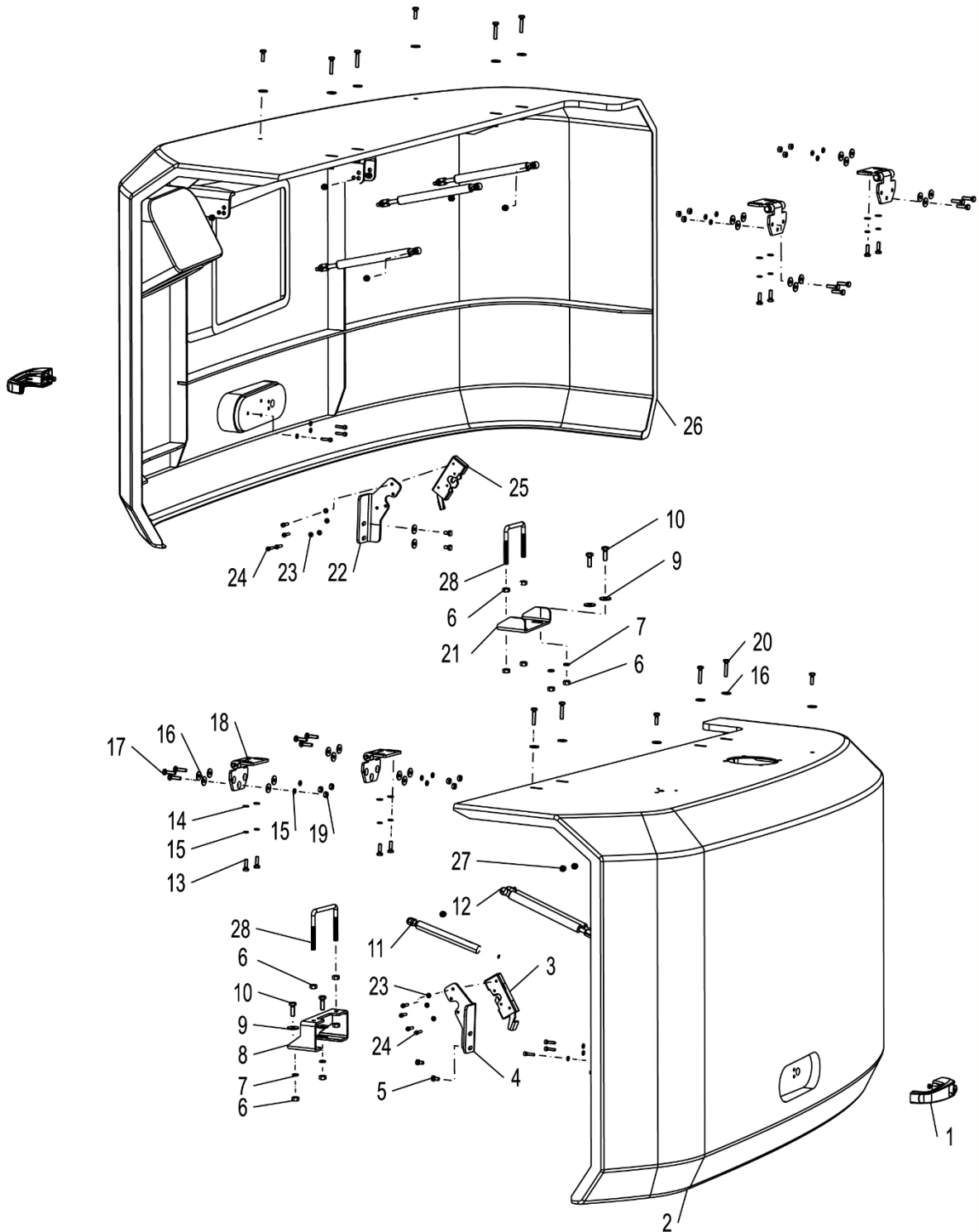
TURNTABLE

Turntable 00773700830000001

No	Material No.	Item and Spec	Qt	Note
69	1040302480	Washer 8-200HV	34	GB/T96.1
70	007734008302100	Seat	1	
71	1040002555	Bolt M6×16-A2-70	8	GB/T5783
72	007734008302010	Dam-board	1	
73	1040302410	Washer 4-200HV	4	GB/T97.1
74	1040004549	Bolt M4×16-8.8	4	GB/T5783

Hood 0077360110000000

TURNTABLE



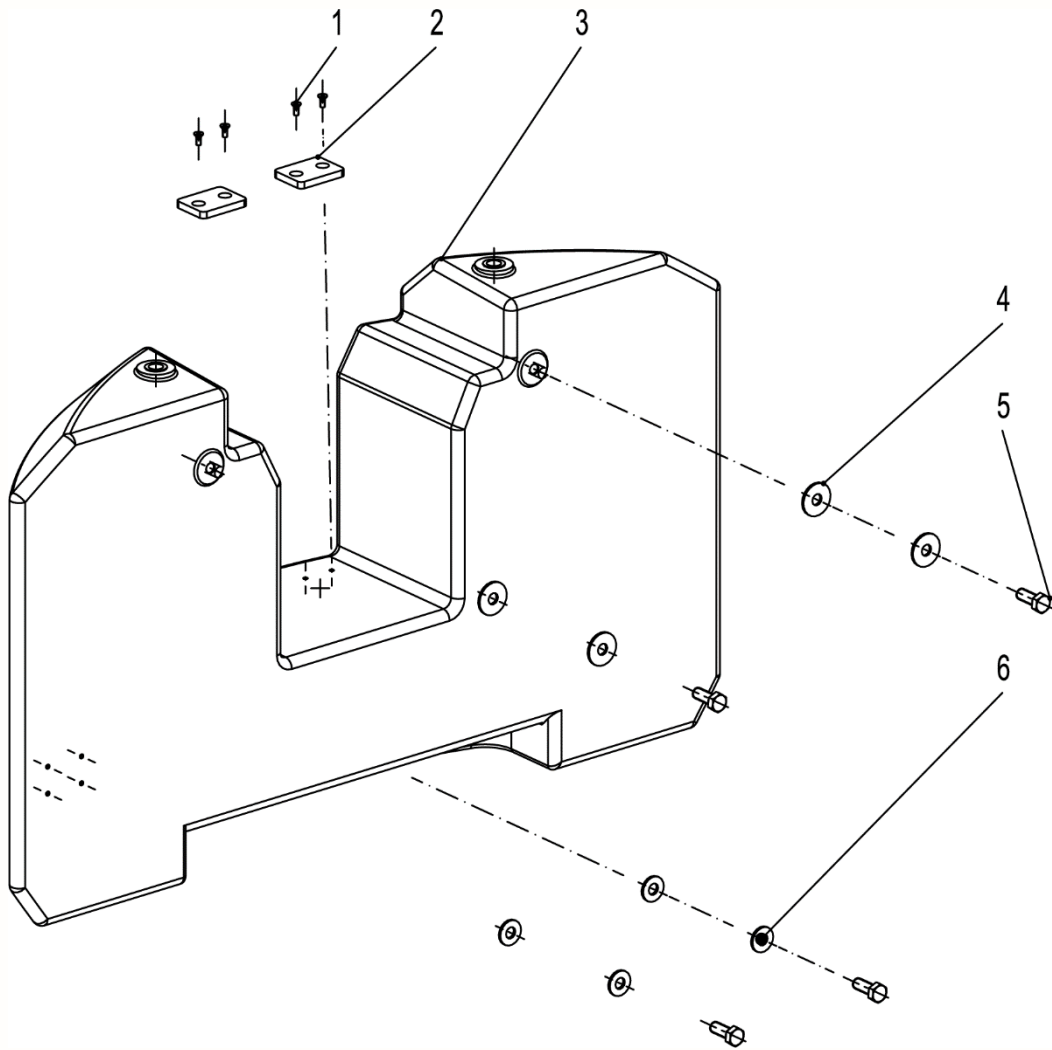
Hood 00773601100000000

No.	Material No.	Item and Spec	Qty	Note
1	1100700163	Door handle	2	
2	00773601100400000	Left hood weldment	1	
3	1109900766	Battery door lock	1	
4	00773601100001010	Left lock seat	1	
5	1040004590	Bolt M8×14-8.8	4	GB/T5783
6	1040200113	Nut M10-8	12	GB/T6170
7	1040301502	Washer 10-200HV	4	GB/T93
8	00773601100601010	Left lock seat	1	
9	1040302512	Washer 10-200HV	4	GB/T96.1
10	1040004565	Bolt M10×30-8.8-DKL	4	GB/T5783
11	1020605390	Gas spring	1	000815
12	1110100359	Gas spring	5	000816
13	1040004519	Bolt M8×25-8.8	12	GB/T5783
14	1040301515	Washer 8-200HV	8	GB/T97.1
15	1040301510	Washer 8	28	GB/T93
16	1040302480	Washer 8-200HV	11	GB/T96.1
17	1040004520	Bolt M8×30-8.8	12	GB/T5783
18	00773401100700000	Hinge	4	
19	1040201089	Nut M8-8	24	GB/T6170
20	1040002458	Bolt M8×40-8.8	8	GB/T5783
21	773601100801010	Right lock seat	1	
22	00773601100001030	Right lock seat	1	
23	1040300771	Washer 6-200HV	14	GB/T97.1
24	1040100105	Screw M6×25-8.8	14	GB/T70.1
25	1109900765	Hydraulic door lock	1	
26	00773601100200000	Right hood weldment	1	
27	1040200503	Nut M8-8	12	GB/T889.1
28	00773601100801020	Round steel	2	

Counterweight 0077370102000000

3-9

TURNABLE

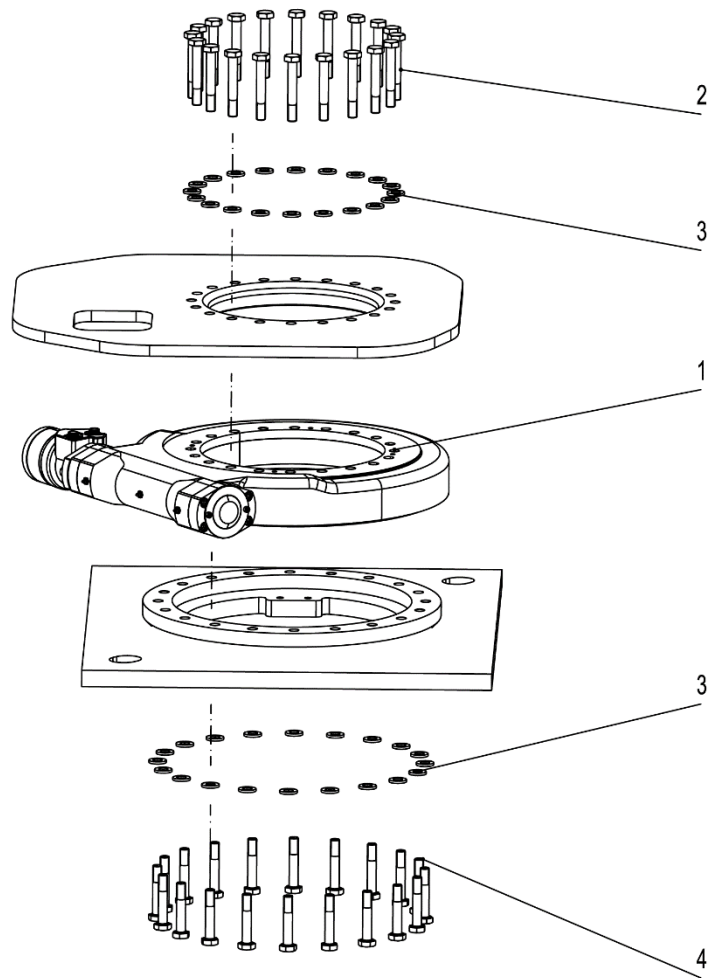


Counterweight 0077370102000000

No.	Material No.	Item and Spec	Qty	Note
1	1040102757	Screw M10×25-8.8	4	GB/T70.3
2	00773701000001021	Cushion block	2	
3	00773701020001011	Counterweight	1	
4	1040302483	Washer 24-200HV	4	GB/T96.1
5	1040004613	Bolt M24×60-10.9	4	GB/T5782
6	00773601000001021	Gasket	4	

Rotary Mechanism 0077370090000000

TURNABLE




Rotary Mechanism 00773700900000000

No.	Material No.	Item and Spec	Qty	Note
1	1030202348	Rotary reducer	1	
2	1040005840	Bolt M16×110-10.9-DKL	20	GB/T1228
3	1040302817	Washer 16-DKL	40	GB/T1230
4	1040004648	Bolt M16×90-10.9	20	GB/T1228

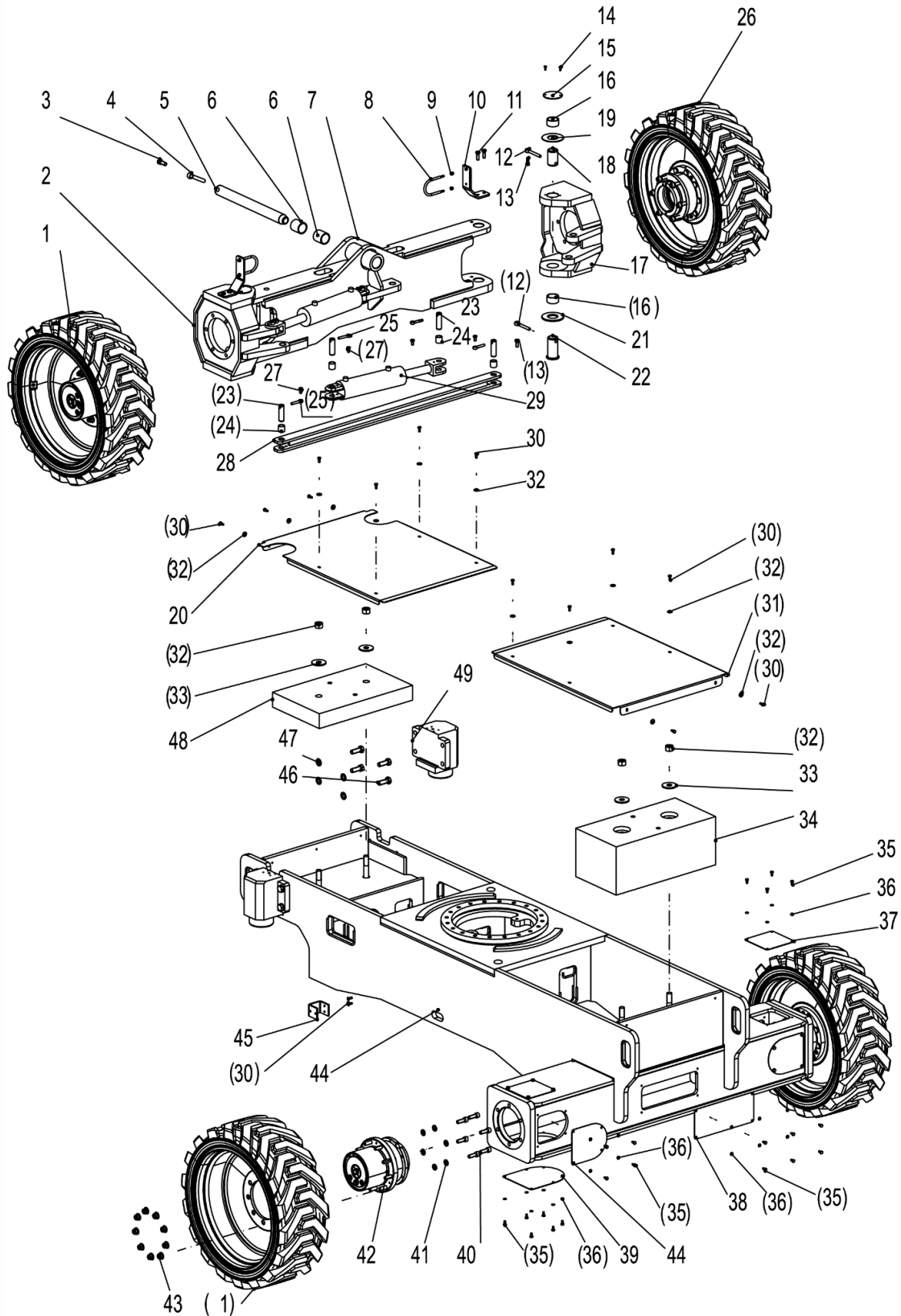
ZOOMLION

Parts Manual

Section 4 Chassis



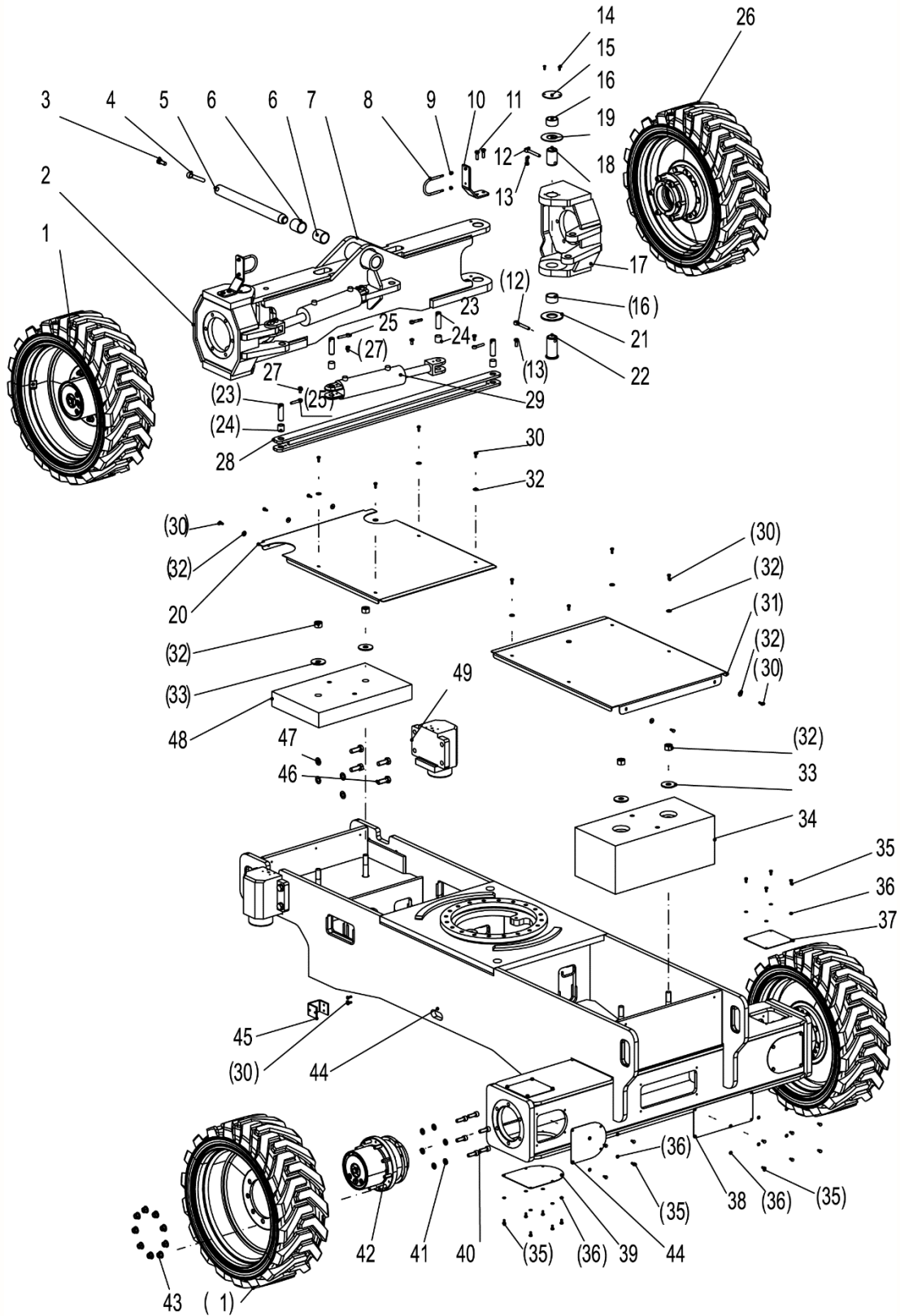
Chassis 0077370282000001



Chassis 0077370282000001

No.	Material No.	Item and Spec	Qty	Note
1	1030800695	Tire	2	
2	00773602801200000	Steering knuckle II	1	
3	1040002446	Bolt M16×40-8.8	1	GB/T5783
4	00773400400001250	Stop pin	1	
5	00773702800001330	Pin	1	
6	00773702800001220	Lubrication-free bearing	2	
7	00773702800400001	Front axle weldment	1	
8	00773402810001151	Motor oil pipe fix ring	2	
9	1040200503	Nut M8-8	4	GB/T889.1
10	00773402810001142	Motor oil pipe support I	2	
11	1040002437	Bolt M12×35-8.8	4	GB/T5783
12	00773400200001070	Stop pin	4	
13	1040004511	Bolt M12×30-8.8	4	GB/T5783
14	1040002555	Bolt M6×16-A2-70	4	GB/T5783
15	00773602800001030	Steering knuckle – upper cover	2	
16	00773700400001130	Bearing	4	
17	00773602800800000	Steering knuckle I	1	
18	00773702800001020	Pin	2	
19	00773702800001031	Steering knuckle – upper wear pad	2	
20	00773702820001010	Front cover	1	
21	00773702800001201	Steering knuckle – lower wear pad	2	
22	00773702800001150	Pin I	2	
23	00773702800001340	Pin VI	6	
24	00773402810001260	Bearing	6	
25	00771600301001250	Stop pin	6	
26	1030800696	Tire	2	
27	1040002433	Bolt M10×20-8.8	6	GB/T5783
28	00773702802000001	Steering linkage	1	
29	00773602801400000	Steering cylinder	2	
30	1040004518	Bolt M8×20-8.8	15	GB/T5783

Chassis 0077370282000001



Chassis 0077370282000001

No.	Material No.	Item and Spec	Qty	Note
31	00773602800001010	Frame cover	1	
32	1040302480	Washer 8-200HV	13	GB/T96.1
32	1040201884	Nut M24-8	4	GB/T6170
33	1040302483	Washer 24-200HV	4	GB/T96.1
34	00773702821200000	Chassis counterweight II	1	
35	1040004517	Bolt M8×16-8.8	43	GB/T5783
36	1040301515	Washer 8-200HV	42	GB/T97.1
37	00771102810001100	Cover	2	
38	00771102800001130	Cover	1	
39	00771102810001120	Cover	2	
40	1040102055	Screw M16×45-10.9-DKL	24	GB/T70.1
41	1040302492	Washer 16-200HV	24	GB/T97.1
42	1030202175	Reducer	4	
43	1040202297	Nut M16×1.5-10 (Spiralock)	36	GB/T6177.2
44	00771102810001110	Cover	4	
44	00773702820200001	Frame weldment	1	
45	00773402800001280	Chassis valve mounting plate	1	
46	1040003572	Bolt M20×55-10.9-DKL	8	GB/T5783
47	1040302493	Washer 20-200HV	8	GB/T97.1
48	00773702821000001	Chassis counterweight I	1	
49	00773702820600000	Float cylinder	2	
50	1089900652	Sealing strip	1	
51	204060296	Changcheng Vehicle gear oil	1	

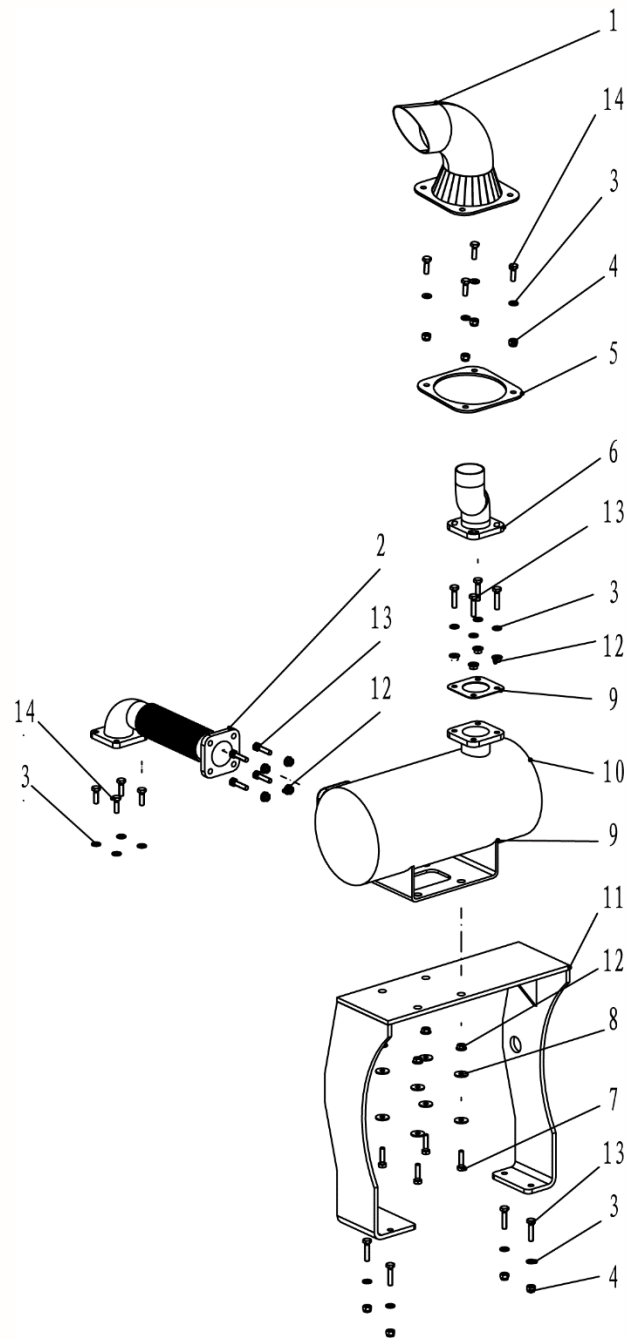
ZOOMLION

Parts Manual

Section 5 Power System



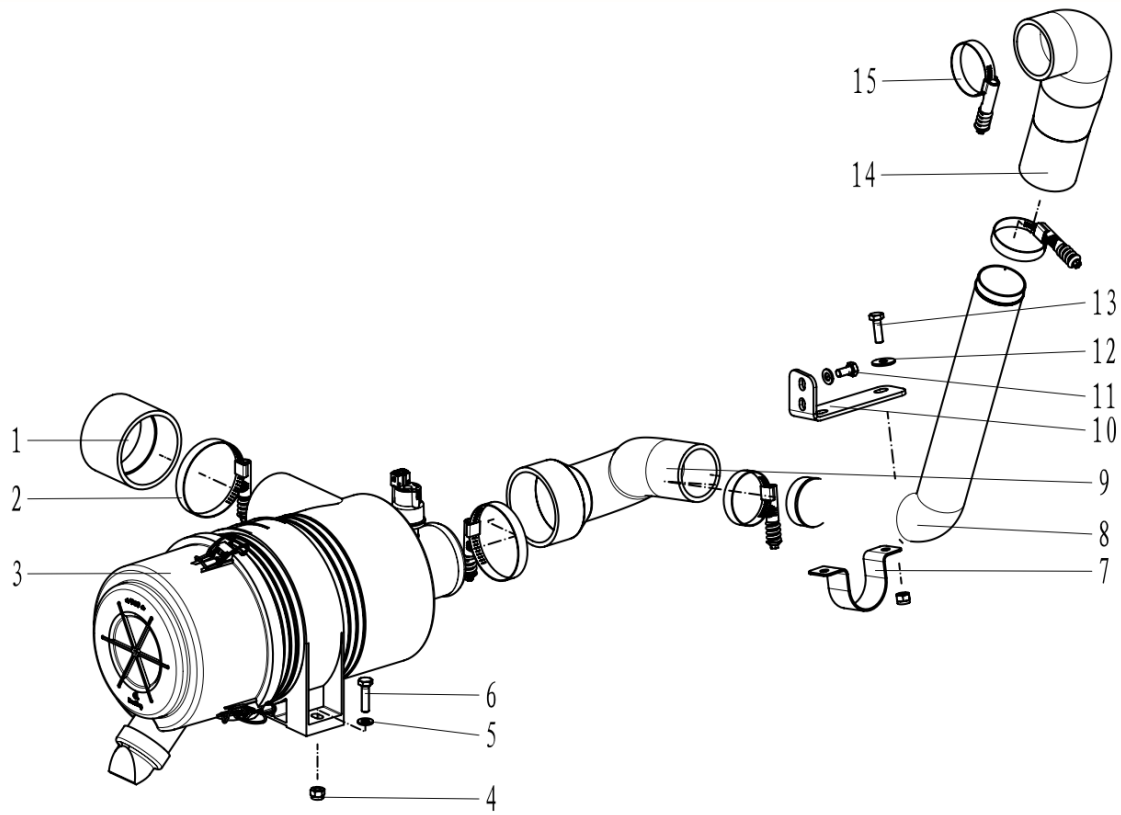
Exhaust System 00773607101000001



Exhaust System 00773607101000001

No.	Material No.	Item and Spec	Qty	Note
1	00771407101001020	Tail pipe	1	
2	00773407141001240	Vent-pipe I	1	
3	1040301515	Washer 8-200HV	20	GB/T97.1
4	1040200503	Nut M8-8	8	GB/T889.1
5	00771407101001030	Strengthen plate	1	
6	00773607101001040	Vent-pipe II	1	
7	1040004520	Bolt M8×30-8.8	4	GB/T5783
8	1040302480	Washer 8-200HV	8	GB/T96.1
9	00773407151001060	Gasket seal	2	
10	00773407141001220	Muffler	1	
11	00773407141020000	Muffler bracket	1	
12	1040200398	Nut M8-8	12	GB/T6177.1
13	1040004619	Bolt M8×35-8.8	12	GB/T5783
14	1040004519	Bolt M8×25-8.8	8	GB/T5783

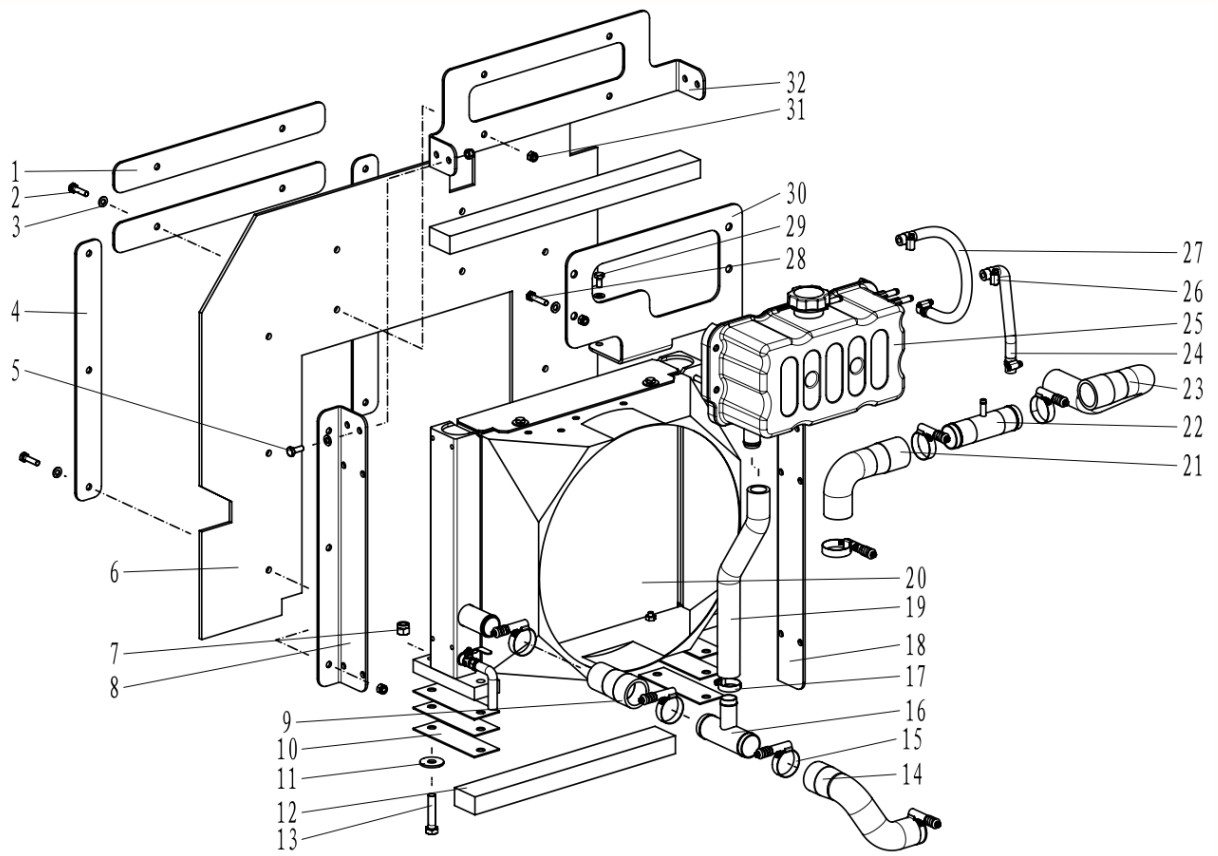
Intake System 0077360710080000



Intake System 00773607100800000

No.	Material No.	Item and Spec	Qty	Note
1	00773407140801050	Intake pipe	1	
2	1990202290	Spiral turbine rod clamp	2	
3	1000100391	Air filter assembly	1	
4	1040200503	NutM8-8	4	GB/T889.1
5	1040301515	Washer8-200HV	4	GB/T97.1
6	1040004520	BoltM8×30-8.8	2	GB/T5783
7	00771107121001060	Bilateral pipe clamp	1	
8	00773407140801030	Intake steel pipe	1	
9	00773607100801020	Intake hoseI	1	
10	00773407140801040	Bending plate I	1	
11	1040004517	BoltM8×16-8.8	2	GB/T5783
12	1040302480	Washer8-200HV	2	GB/T96.1
13	1040004519	BoltM8×25-8.8	2	GB/T5783
14	00773407140801020	Intake hose II	1	
15	1990202288	Spiral turbine rod clamp	3	

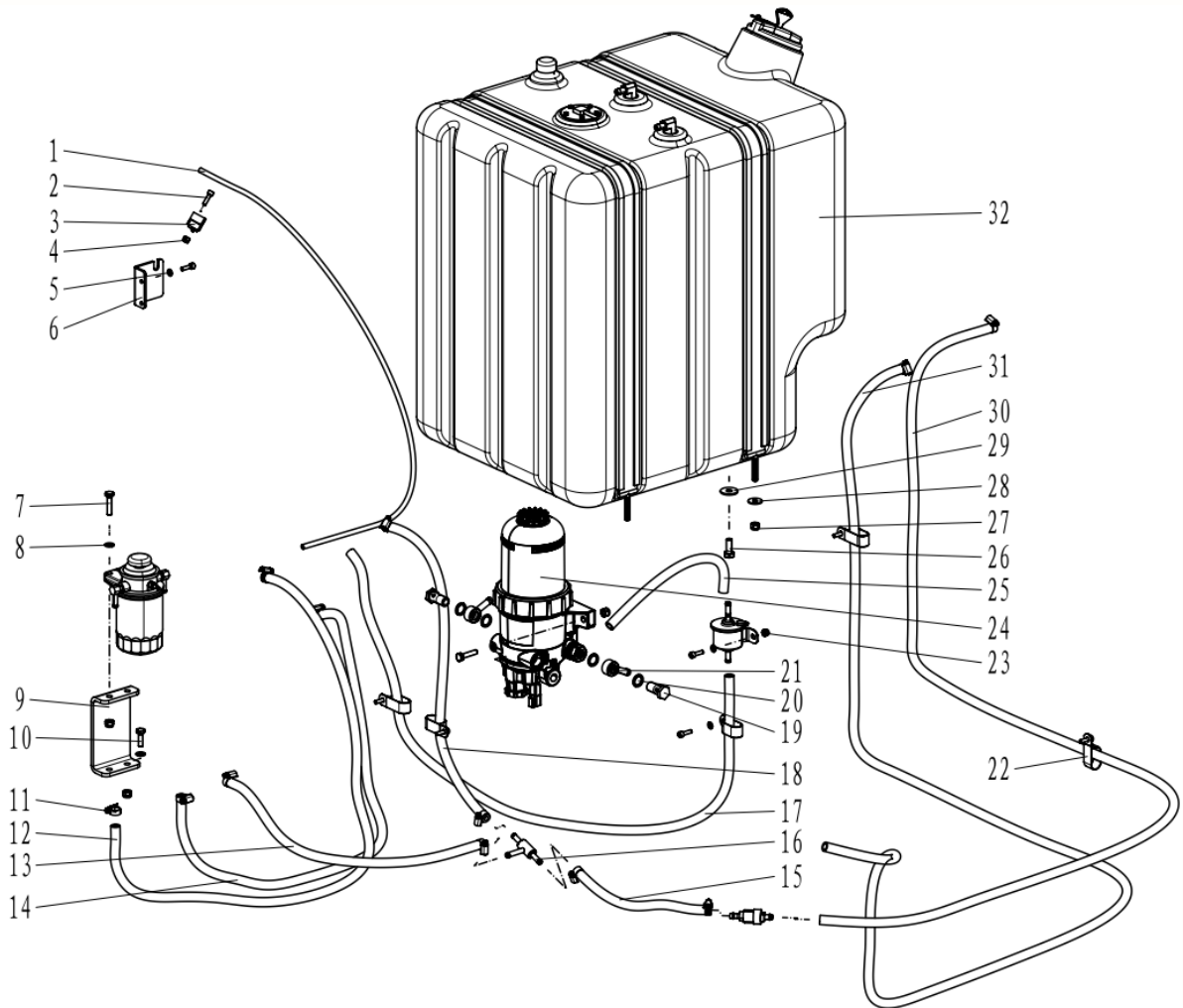
Cooling System 0077360710060000



Cooling System 00773607100600000

No.	Material No.	Item and Spec	Qty	Note
1	00771007100601060	PlateI	2	
2	1040004520	Bolt M8×30-8.8	10	GB/T5783
3	1040301515	Washer 8-200HV	30	GB/T97.1
4	00771007100601050	PlateII	2	
5	1040004518	BoltM8×20-8.8	4	GB/T5783
6	00771007100601010	Wind shield	1	
7	1040200170	NutM12-8	4	GB/T889
8	00771007100601020	Bending plate I	1	
9	00773407140601040	Return pipe I	1	
10	00773407100601140	Base plate	6	
11	1040302821	Washer12-200HV	4	GB/T96.1
12	00773407100601130	Sponge bar	2	
13	1040002262	Bolt M12×55-10.9	4	GB/T5783
14	00773407140601050	Return pipe II	1	
15	1990202287	Spiral turbine rod clamp	8	
16	00773407140601070	Joint II	1	
17	1990202282	Turbine rod clamp	2	
18	00771007100601030	Bending plate II	1	
19	00773407140601080	Water supply pipe	1	
20	1000200483	Radiator assembly	1	
21	00773407140601020	Outlet pipe I	1	
22	00773407140601060	Joint I	1	
23	00773407140601030	Outlet pipe II	1	
24	00773407140601090	Steam hose I	1	
25	1000300735	Expansion tank	1	
26	1990202279	Turbine rod clamp	4	
27	00773407140601100	Steam hose II	1	
28	1040004619	BoltM8×35-8.8	4	GB/T5783
29	1040004517	BoltM8×16-8.8	12	GB/T5783
30	00773407140601010	Tank mounting plate	1	
31	1040200503	NutM8-8	18	GB/T889.1
32	00771007100601040	Bending plate III	1	

Fuel System 0077360710040000

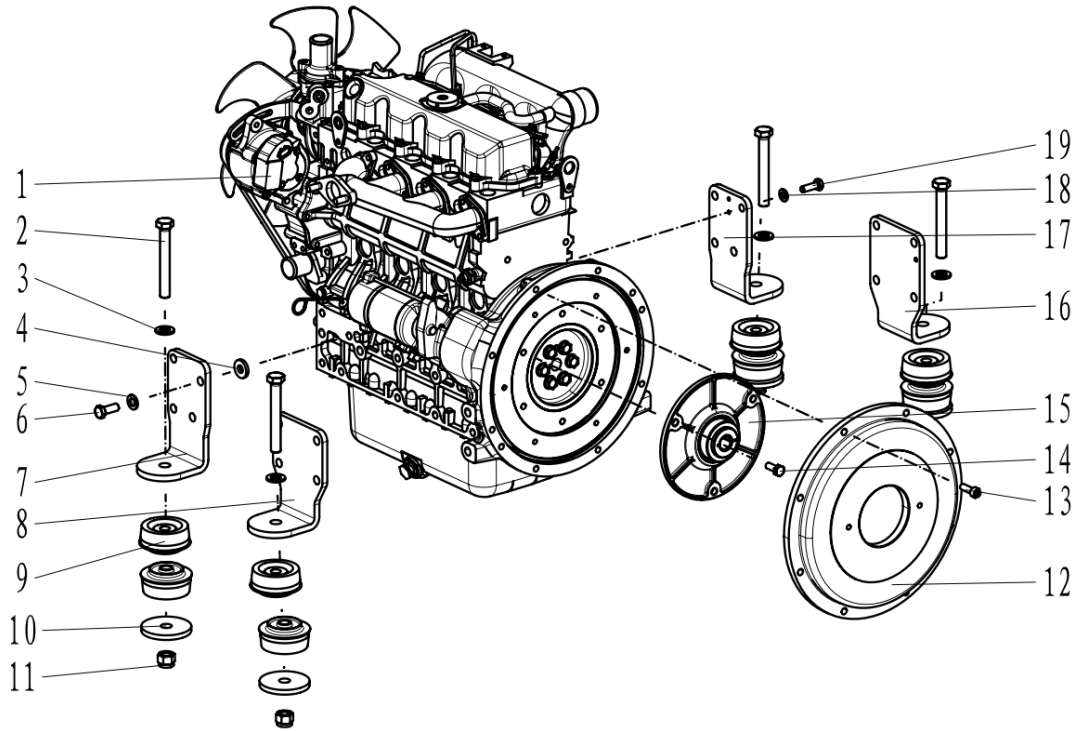


POWER
SYSTEM

Fuel System 00773607100400000

No.	Material No.	Item and Spec	Qty	Note
1	00773407140401130	Accelerator flexible axle	1	
2	1040102372	Hexagon socket cap screws M6×20-A2-70	10	GB/T70.1
3	00773407140401140	Accelerator pull rod	1	
4	1040200304	NutM6-8	1	GB/T889
5	1040300771	Washer6-200HV	9	GB/T97.1
6	00773407140401120	Bending plate III	1	
7	1040004619	BoltM8×35-8.8	4	GB/T5783
8	1040301515	Washer8-200HV	6	GB/T97.1
9	00773407140401070	Bending plate II	1	
10	1040004519	BoltM8×25-8.8	2	GB/T5783
11	1990202279	Turbine rod clamp	18	
12	00773607100401060	Fuel pipe III	1	
13	00773607100401120	Fuel pipe VI	1	
14	00773607100401080	Fuel pipe IV	1	
15	00773607100401070	Fuel pipe VII	1	
16	00773407140401090	T-junction	1	
17	00773607100401030	Fuel pipe II	1	
18	00773407140401060	Fuel pipe V	1	
19	00773407100401060	Hollow bolt	2	
20	1081000673	Combined seal washer	4	
21	00773407100401050	Joint II	2	
22	1990200692	Plastic strip	5	
23	1040201896	NutM6-8	2	GB/T889.1
24	1000400478	Oil-water separator	1	
25	00773607100401020	Fuel pipe I	1	
26	1040002434	BoltM10×25-8.8	4	GB/T5783
27	1040200503	NutM8-8	10	GB/T889.1
28	1040302480	Washer8-200HV	4	GB/T96.1
29	1040302512	Washer10-200HV	4	GB/T96.1
30	00773607100401040	Fuel pipe VIII	1	
31	00773607100401050	Fuel pipe IX	1	
32	00773607100401010	Fuel tank assembly	1	

5-9



Engine 00773607100200000

No.	Material No.	Item and Spec	Qty	Note
1	1000000823	Diesel engine	1	
2	1040003912	Bolt M16×120-10.9-DKL	4	GB/T5783
3	1040302492	Washer16-200HV	4	GB/T97.1
4	00773407140201060	Washer	16	
5	1040302490	Washer12-200HV	15	GB/T97.1
6	1040002273	BoltM12×1.25×30-10.9	15	GB/T5786
7	00773407140201040	Bending plate III	1	
8	00773407140201050	Bending plate V	4	
9	1009900979	Engine damper	8	
10	00773407100201050	Base plate	1	
11	1040200161	Nut M16-8	4	GB/T889
12	00773407140201010	Coupling cover	1	
13	1040100097	Screw M10×30-8.8	8	GB/T70.1
14	1040101692	Bolt10×1.25×25-10.9	3	GB/T5786
15	1009900968	Elastic coupling assembly	1	
16	00773407140201020	Bending plate I	1	
17	00773407140201030	Bending plate II	1	
18	1040302489	Washer10-200HV	1	GB/T97.1
19	1040003357	BoltM10×1.25×30-10.9	1	GB/T5786

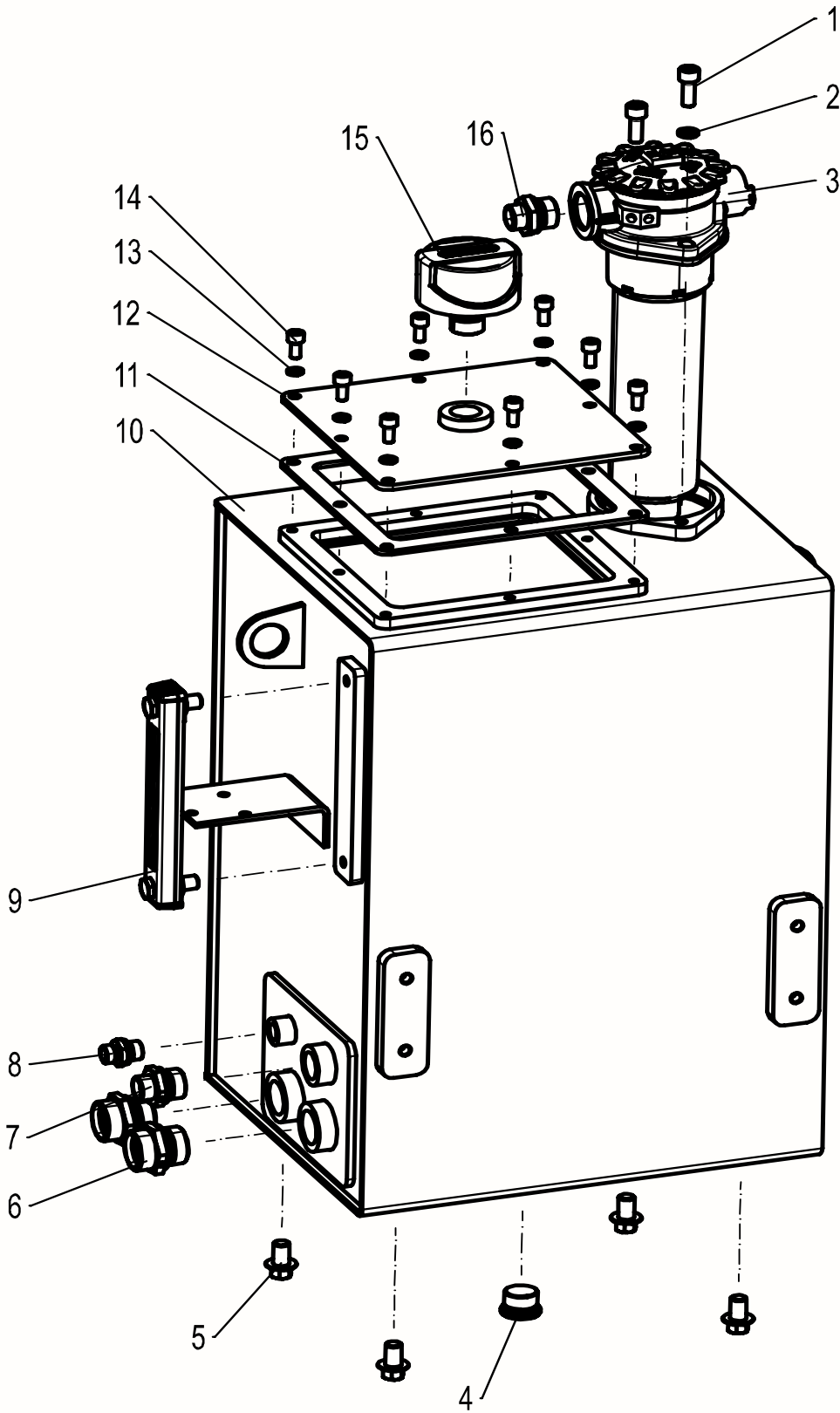
ZOOMLION

Parts Manual

Section 6 Hydraulic System



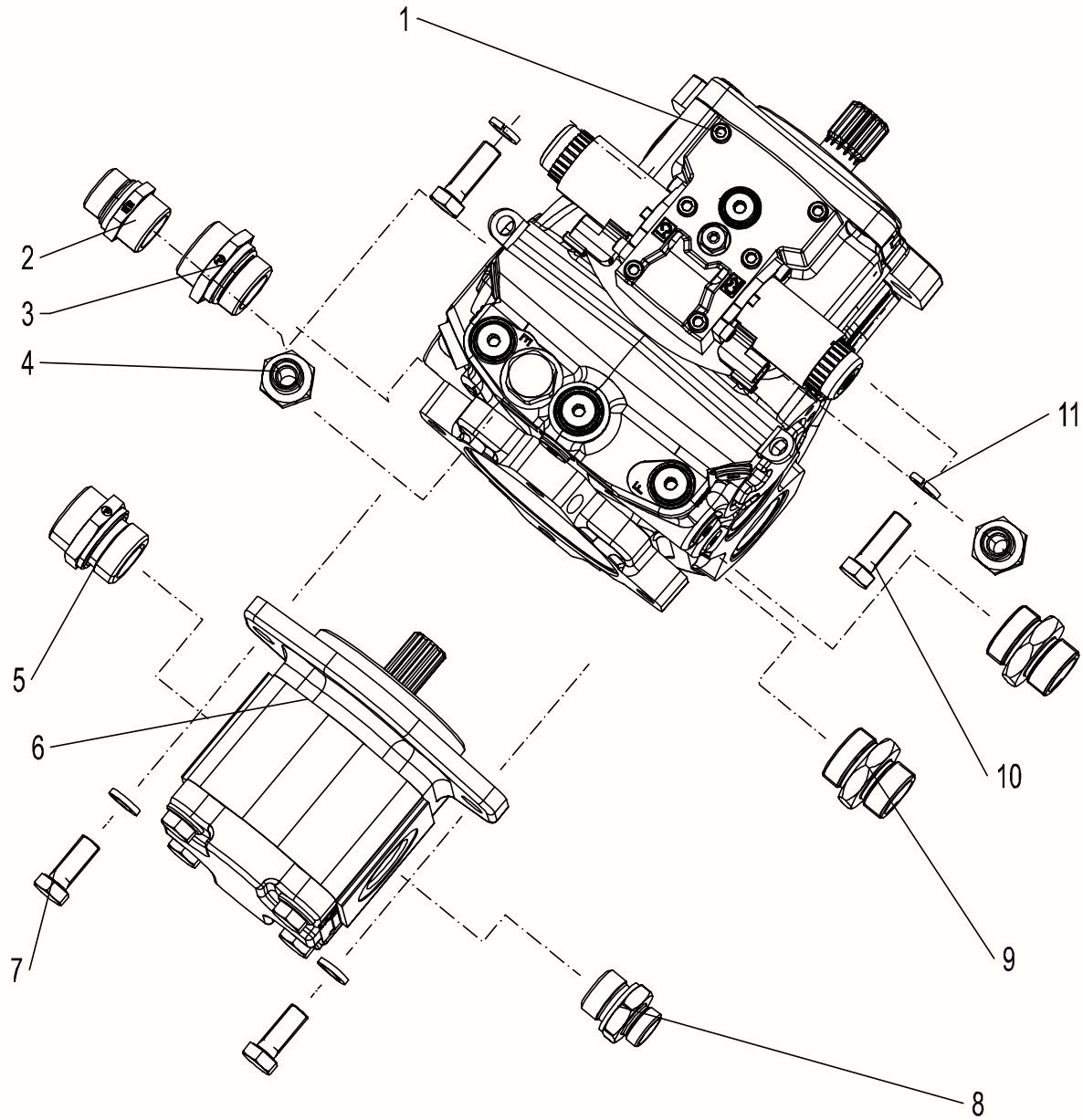
Hydraulic Tank Assembly 00773705240200000



Hydraulic Tank Assembly 00773705240200000

No.	Material No.	Item and Spec	Qty	Note
1	1040101492	Screw M10×25-8.8	2	GB/T70.1
2	1040301502	Washer 10	2	GB/T93
3	1010601341	Return-oil filter	1	
4	1140101628	Plug	1	
5	1040005852	Bolt M12×20-8.8	4	GB/T5787
6	1140103362	Male stud connector	2	
7	1140101466	Male stud connector	1	
8	1140114040	Male stud connector	1	
9	1019901354	Liquid level thermometer	1	
10	00773605200210000	Oil tank body	1	
11	00773405200230000	Seal plate	1	
12	00773405200220001	Window cover	1	
13	1040301510	Washer 8	8	GB/T93
14	1040103111	Screw M8×16-8.8	8	GB/T70.1
15	1010500489	Air filter	1	
16	1140113717	Male stud connector	1	

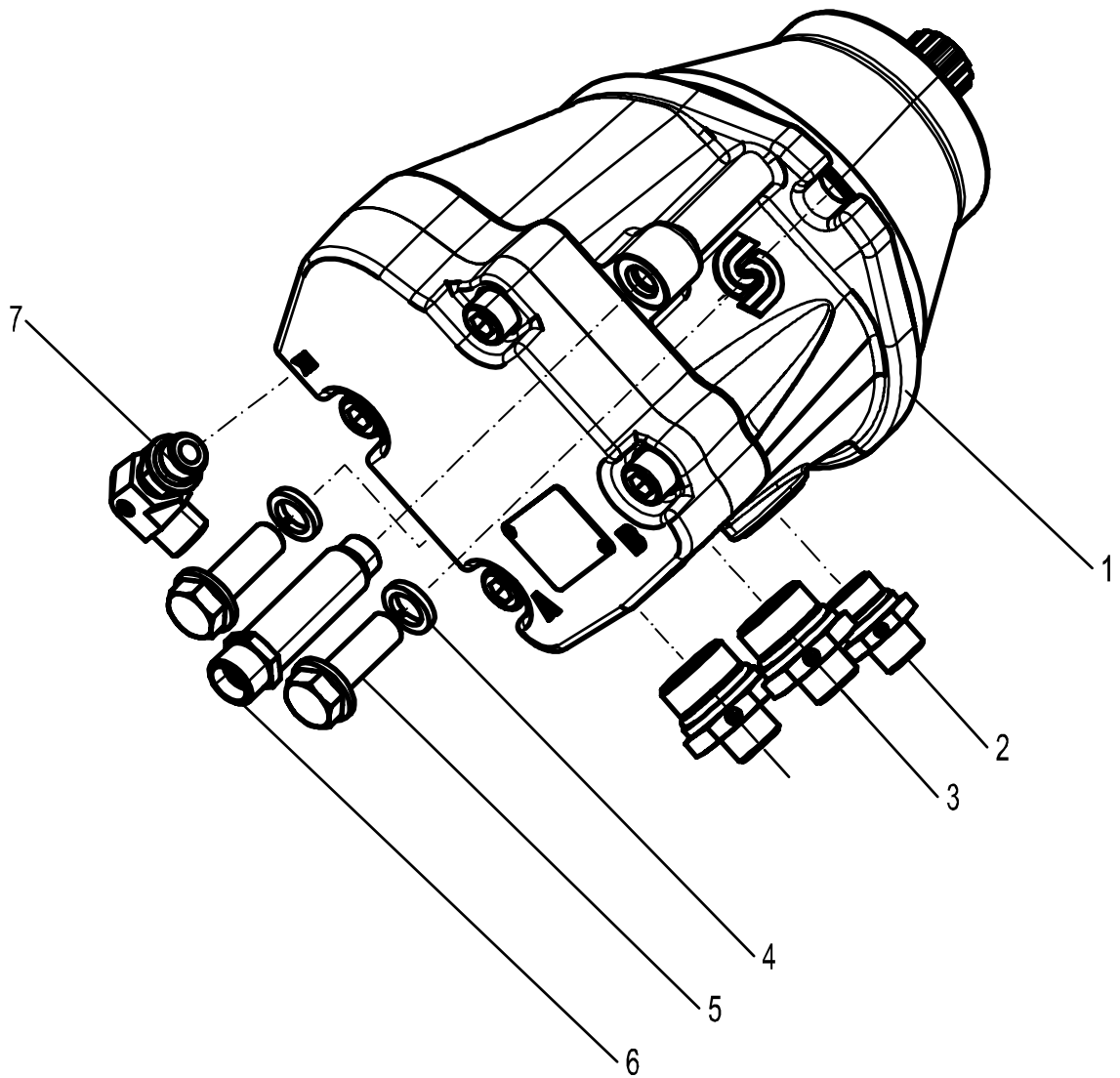
Hydraulic Pump Assembly 00773705230400000



Hydraulic Pump Assembly 0077370523040000

No.	Material No.	Item and Spec	Qty	Note
1	1010002208	Travel pump	1	
2	1140115078	Male stud connector	1	
3	1140114946	Male stud connector	1	
4	1140103405	Male stud connector	2	
5	1140103362	Male stud connector	1	
6	1010001908	Gear pump	1	
7	1040004653	Bolt M12×30-10.9	2	GB/T15783
8	1140114045	Male stud connector	1	
9	1140111770	Male stud connector	2	
10	1040004029	Screw M12×35-10.9	2	GB/T5783
11	1040301503	Washer 12	4	GB/T93

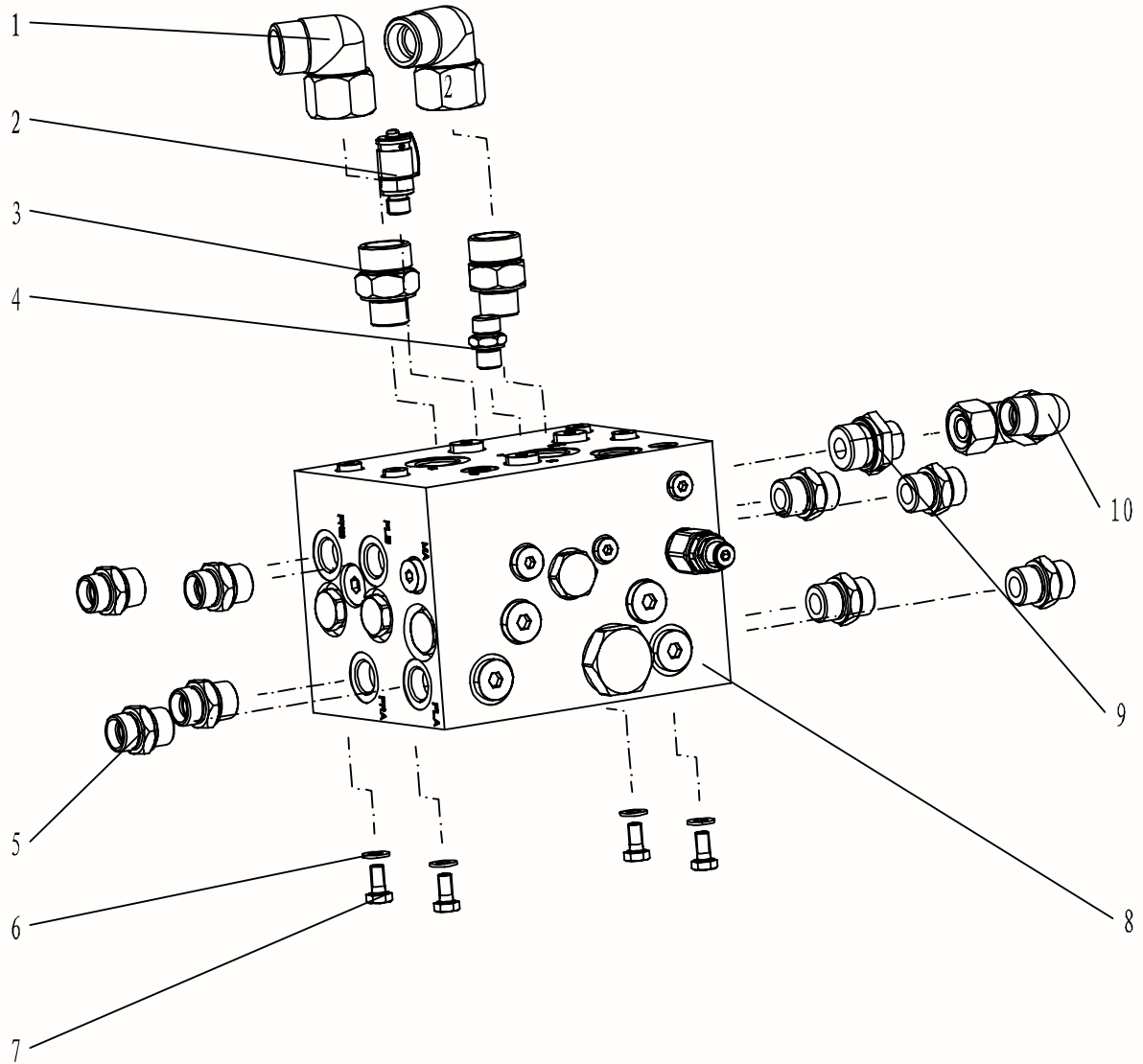
Travel Motor Assembly 00773605200600000



Travel Motor Assembly 00773605200600000

No.	Material No.	Item and Spec	Qty	Note
1	1010100907	Travel motor	4	
2	1140113353	Male stud connector	4	
3	1149901795	Male stud connector	8	
4	1040302490	Washer 12	8	GB/T97.1
5	1040004650	Bolt 7/16-14UNF×35-10.9	8	ANSI B18.3
6	1140114623	Male stud connector	4	
7	1140114622	Swivel adjustable	4	马达 X1 口

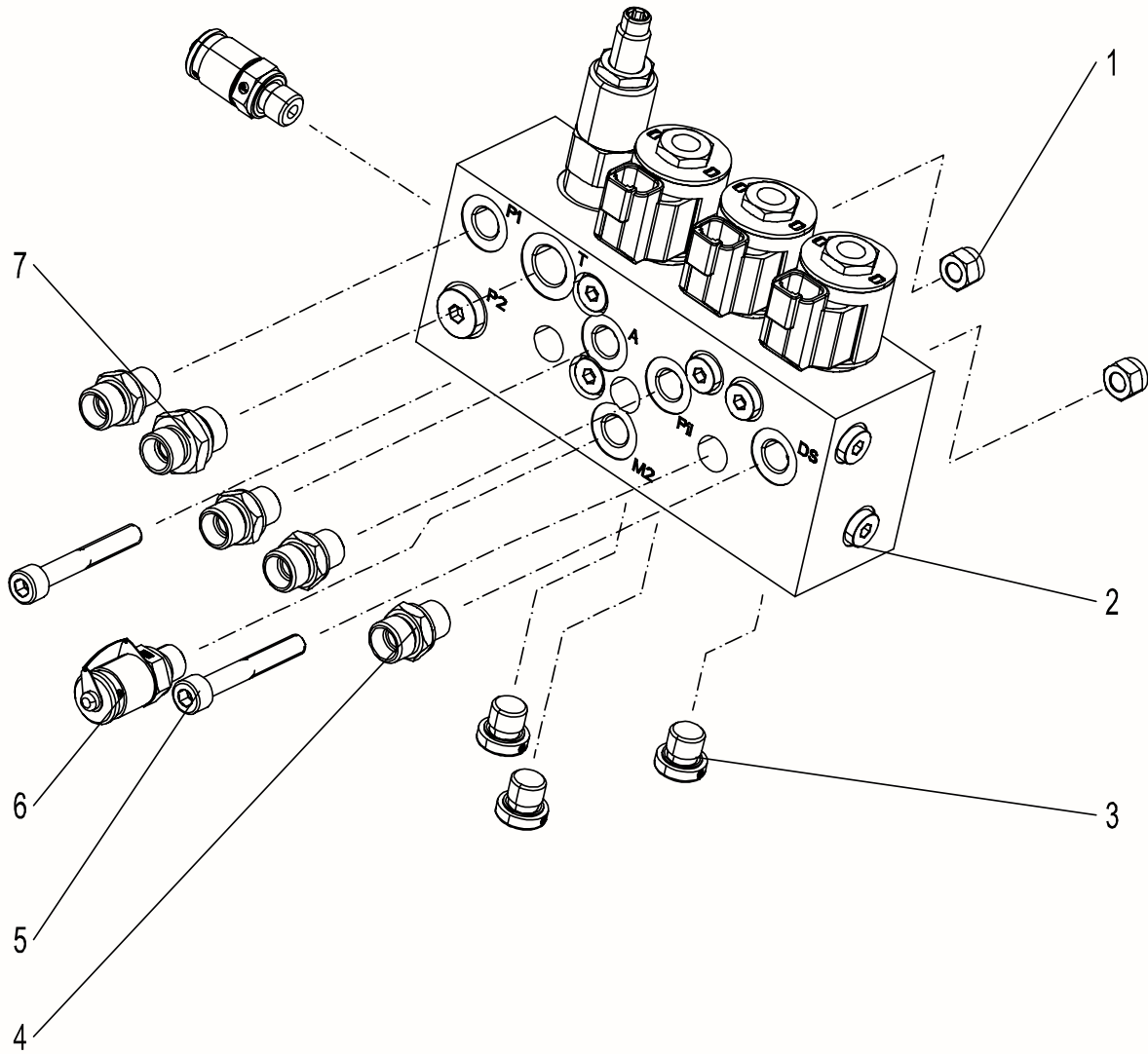
Travel Split-flow Valve Assembly 0077370522080000



Travel Splite-flow Valve Assembly 00773705220800000

No.	Material No.	Item and Spec	Qty	Note
1	1140101534	Tube to swivel	2	
2	1140114187	Pressure joint	1	
3	1140101523	Male stud connector	2	
4	1140101461	Male stud connector	1	
5	11140101464	Male stud connector	8	
6	1040301515	Washer 8-200HV	4	GB/T97.1
7	1040004517	Bolt M8×16-8.8	4	GB/T5783
8	1019807528	Travel splite-flow valve	1	
9	1140101820	Male stud connector	1	
10	1140101478	Tube to swivel	2	

Travel Control Valve Assembly 00773705241000000

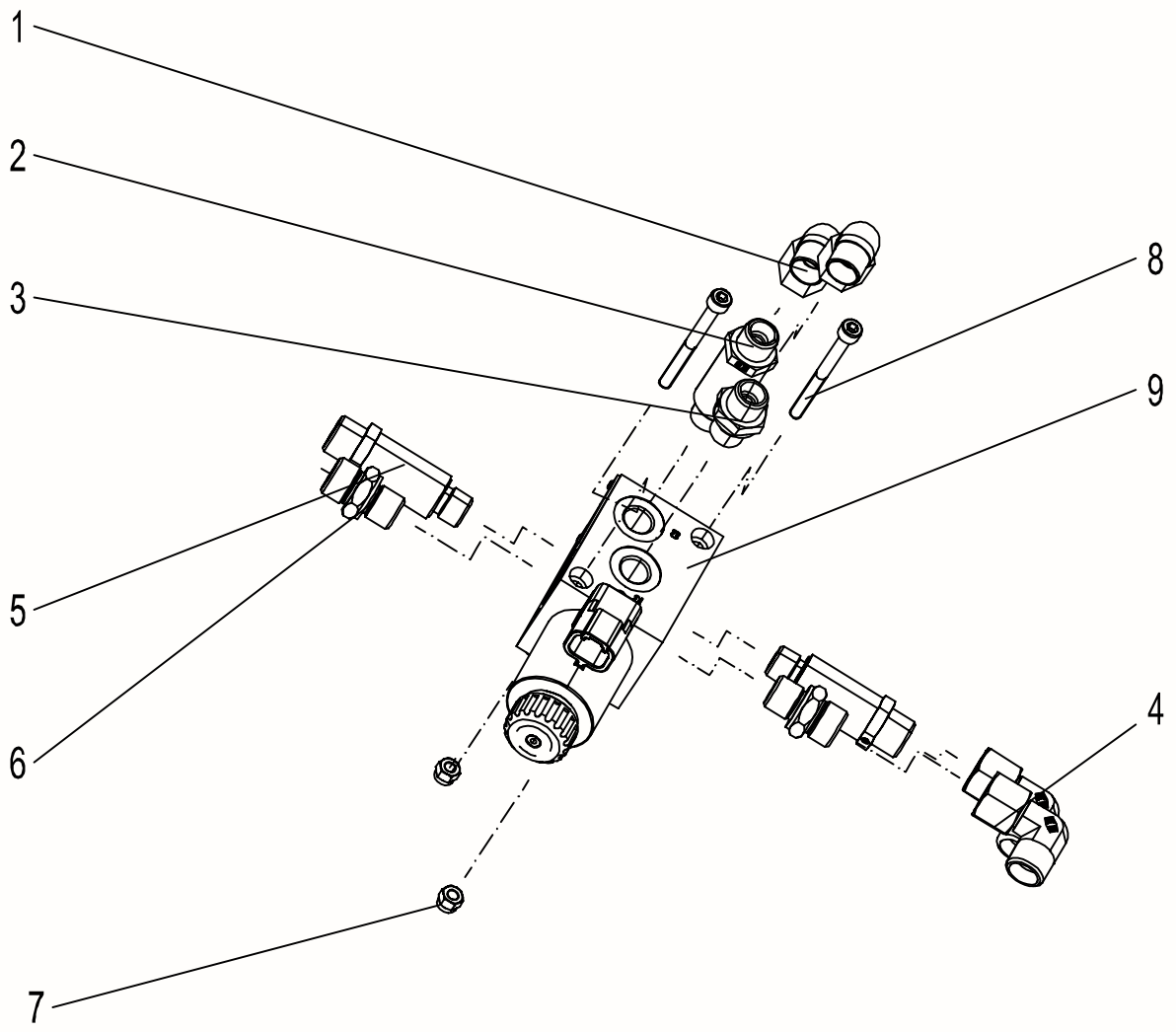


Travel Control Valve Assembly 00773605201000000

No.	Material No.	Item and Spec	Qty	Note
1	1040200503	Nut M8-8	2	GB/T889.1
2	1010307588	Travel control valve	1	
3	1019900975	Plug	3	
4	1140101461	Male stud connector	4	
5	1040102738	Bolt M8×55-8.8	2	GB/T70.1
6	1140114187	Pressure joint	2	
7	1140114040	Male stud connector	1	

Platform Select Valve Assembly 00773705221200000

起
重
机
说
明



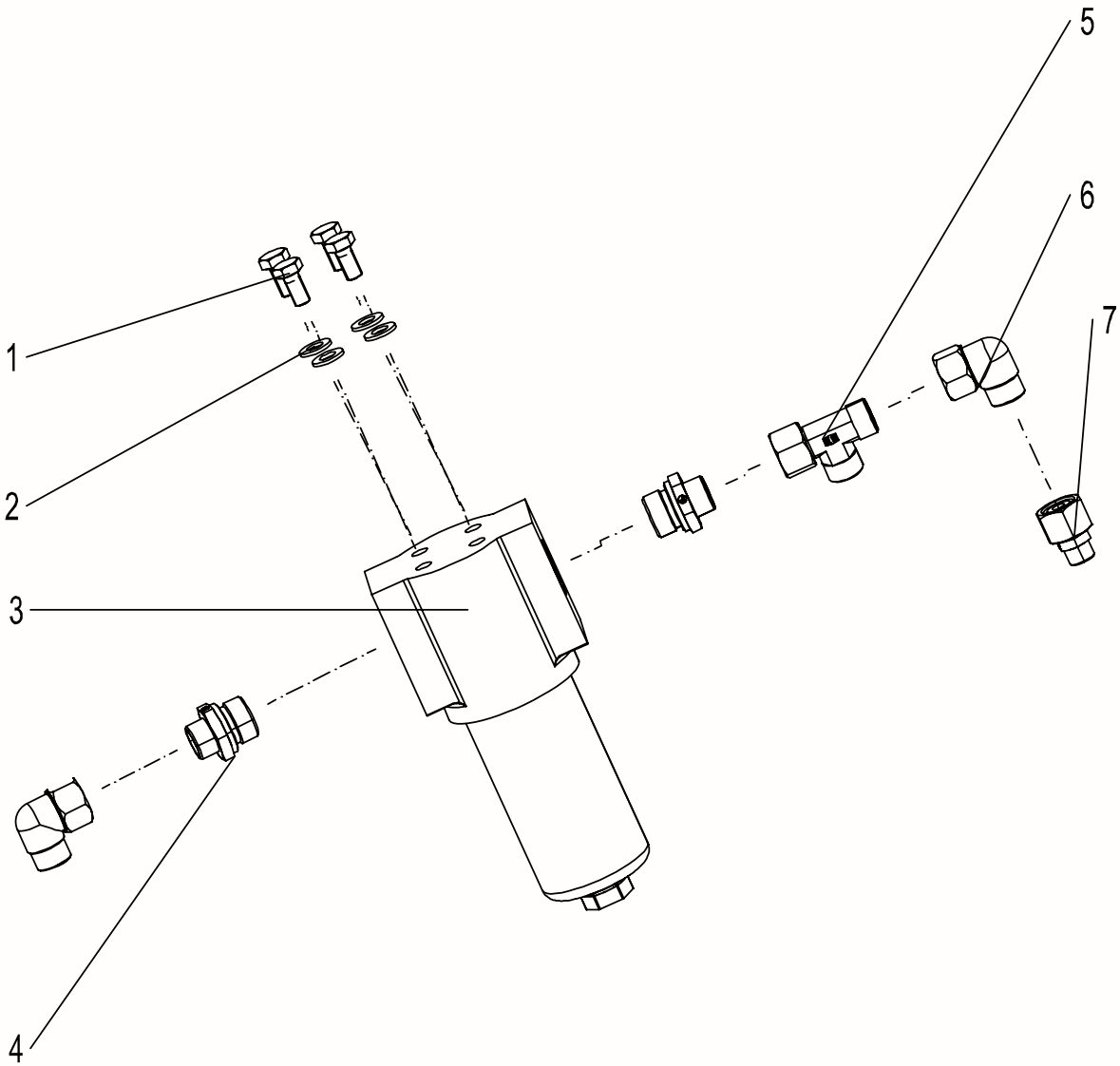
HYDRAULIC
SYSTEM

Platform Select Valve Assembly 00773705221200000

No.	Material No.	Item and Spec	Qty	Note
1	1140101475	Male stud connector	2	
2	1140114948	Long male stud connector	1	
3	1140111237	Male stud connector	4	
4	1140101476	Tube to swivel	1	
5	1140114620	Male stud connector	2	
6	1140101461	Male stud connector	2	
7	1040201904	Nut M5-8	2	GB/T889.1
8	1040100438	Screw M5×55-8.8	2	GB/T70.1
9	1010306016	Platform select valve	1	

Low Pressure Filter Assembly 00773705241400000

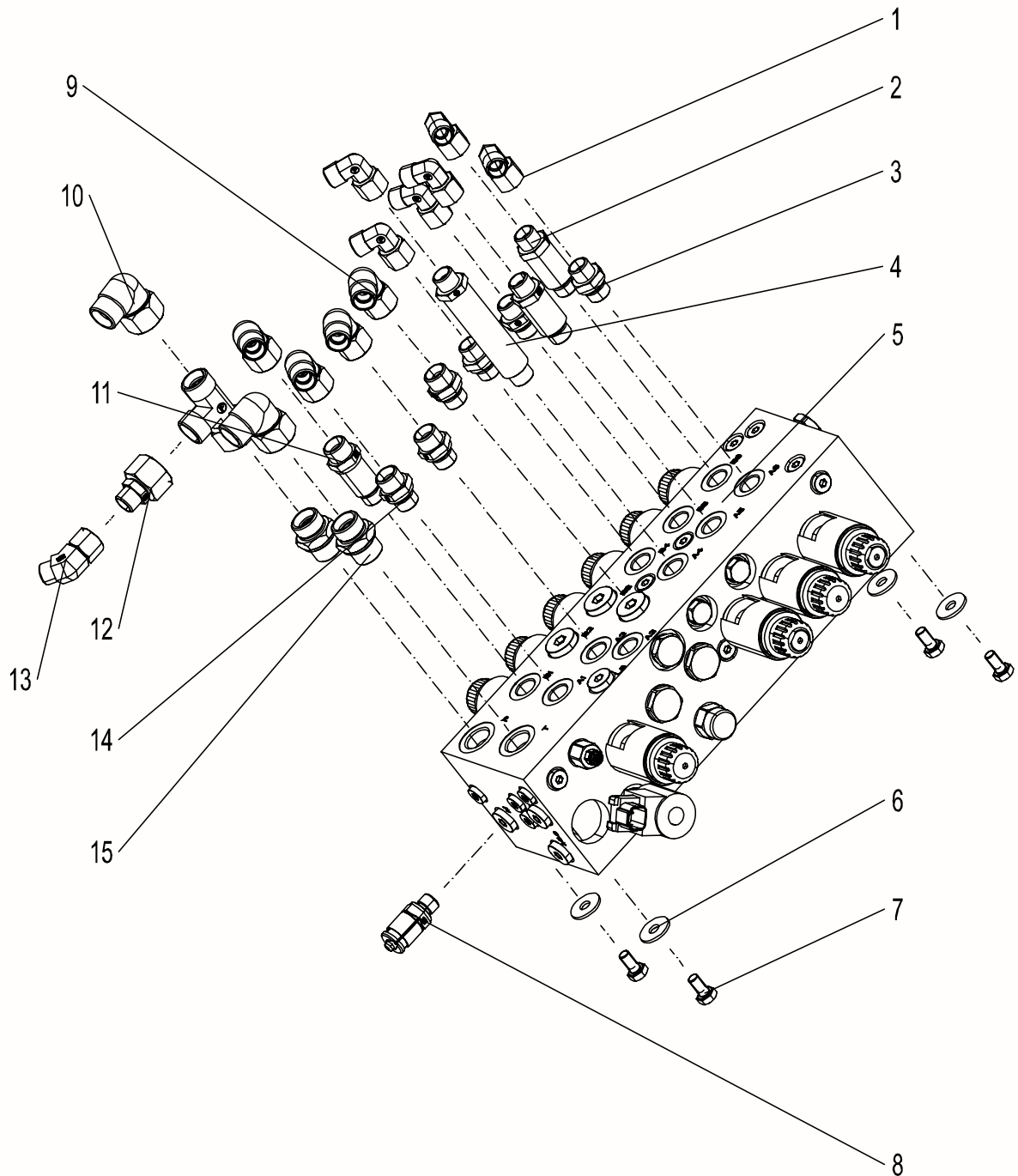
零件图



Low Pressure Filter Assembly 00773705241400000

No.	Material No.	Item and Spec	Qty	Note
1	1040002433	Bolt M10×20-8.8	4	GB/T5783
2	1040302489	Washer 10	4	GB/T97.1
3	1010601369	Low Pressure Filter	1	
4	1140101820	Male stud connector	2	
5	1140101489	Tube to swivel	1	
6	1140101478	Tube to swivel	2	
7	1140103282	Butting reducer union	1	

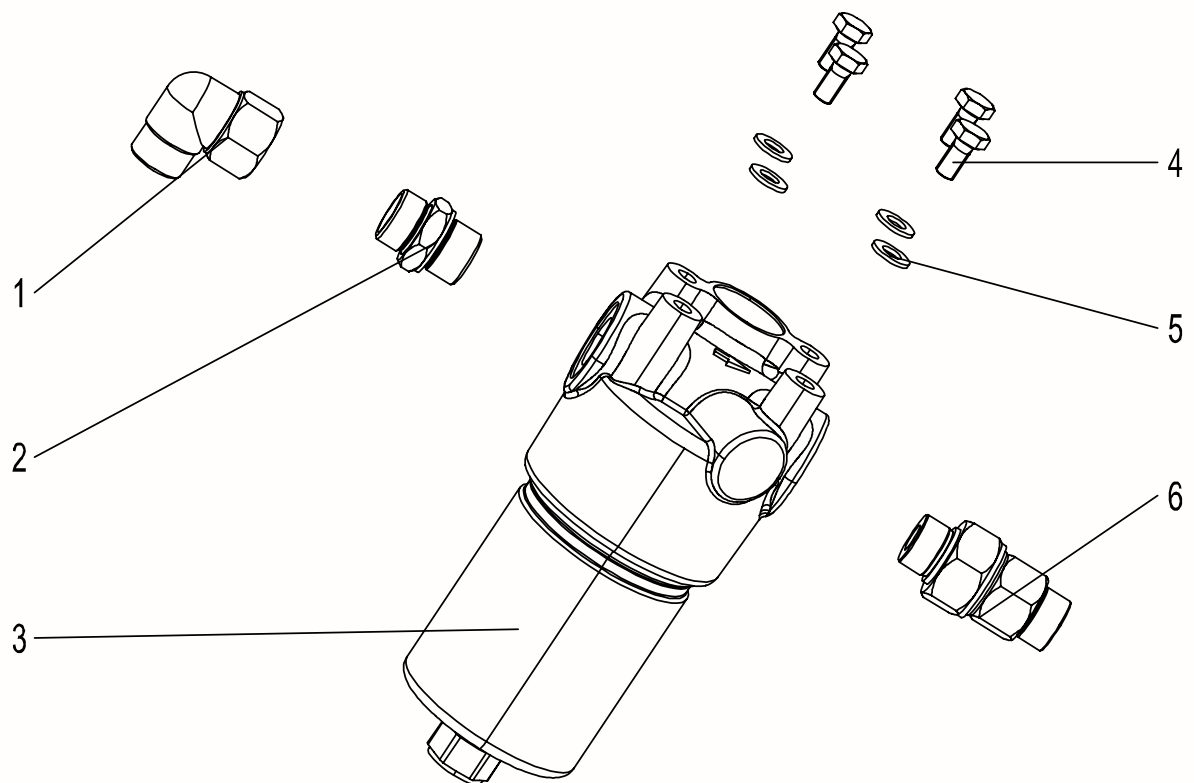
Main Valve Assembly 00773705251600000



Main Valve Assembly 00773705251600000

No.	Material No.	Item and Spec	Qty	Note
1	1140101476	Tube to swivel	6	
2	1140114647	Long male stud connector	2	
3	1140101941	Male stud connector	3	
4	1149902022	Long male stud connector	1	
5	1010307824	Main Valve	1	
6	1040302480	Washer 8	4	GB/T96.1
7	1040004517	Bolt M8×16-8.8	4	GB/T578
8	1140114187	Pressure joint	1	
9	1140101477	Male stud connector	4	
10	1140101478	Tube to swivel	2	
11	1149901685	Long male stud connector	1	
12	1140103282	Butting reducer union	1	
13	1140114451	45° combined connector	1	
14	1140101462	Male stud connector	3	
15	1140101464	Male stud connector	1	

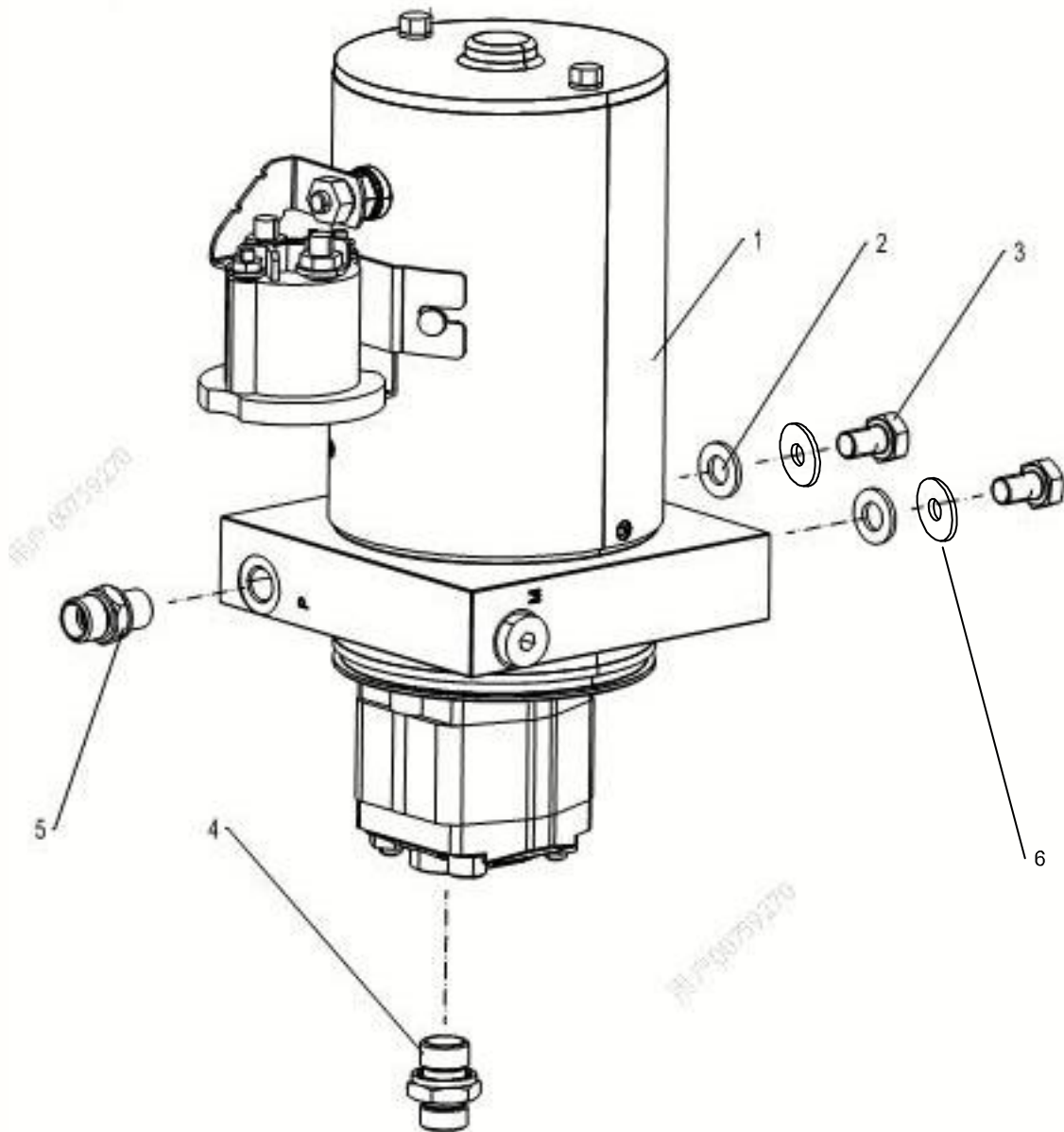
High Pressure Filter Assembly 00773605201800000



High Pressure Filter Assembly 00773605201800000

No.	Material No.	Item and Spec	Qty	Note
1	1140101478	Tube to swivel	1	
2	1140101464	Male stud connector	2	
3	1010601138	High Pressure Filter	1	
4	1140000098	Bolt M10×20-8.8	2	GB/T5783
5	1040302489	Washer 10-200HV	2	GB/T97.1
6	1010302829	Check valve	、	GB/T93
3	1010302829	Washer 8-200HV	4	GB/T97.1
4	1140101464	Male stud connector	2	

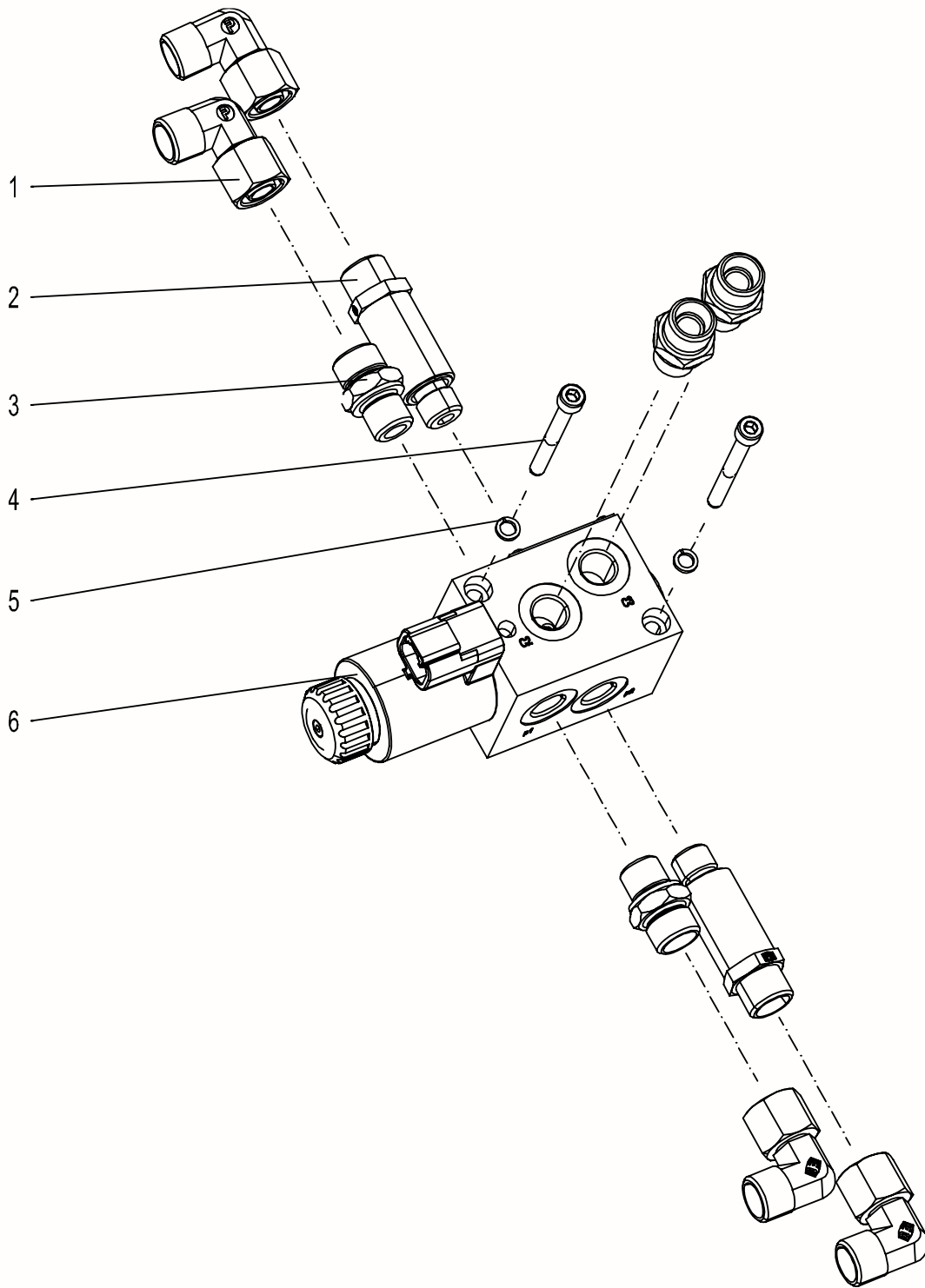
Emergency Motor Pump Assembly 0077360520200000



Emergency Motor Pump Assembly 00773605202000000

No.	Material No.	Item and Spec	Qty	Note
1	1020005474	Emergency Motor Pump	1	
2	1040302489	Washer 10	2	GB/T97.1
3	1040002433	Screw M10×20-8.	2	GB/T5783
4	1140101465	Male stud connector	1	
5	1140101521	Male stud connector	1	

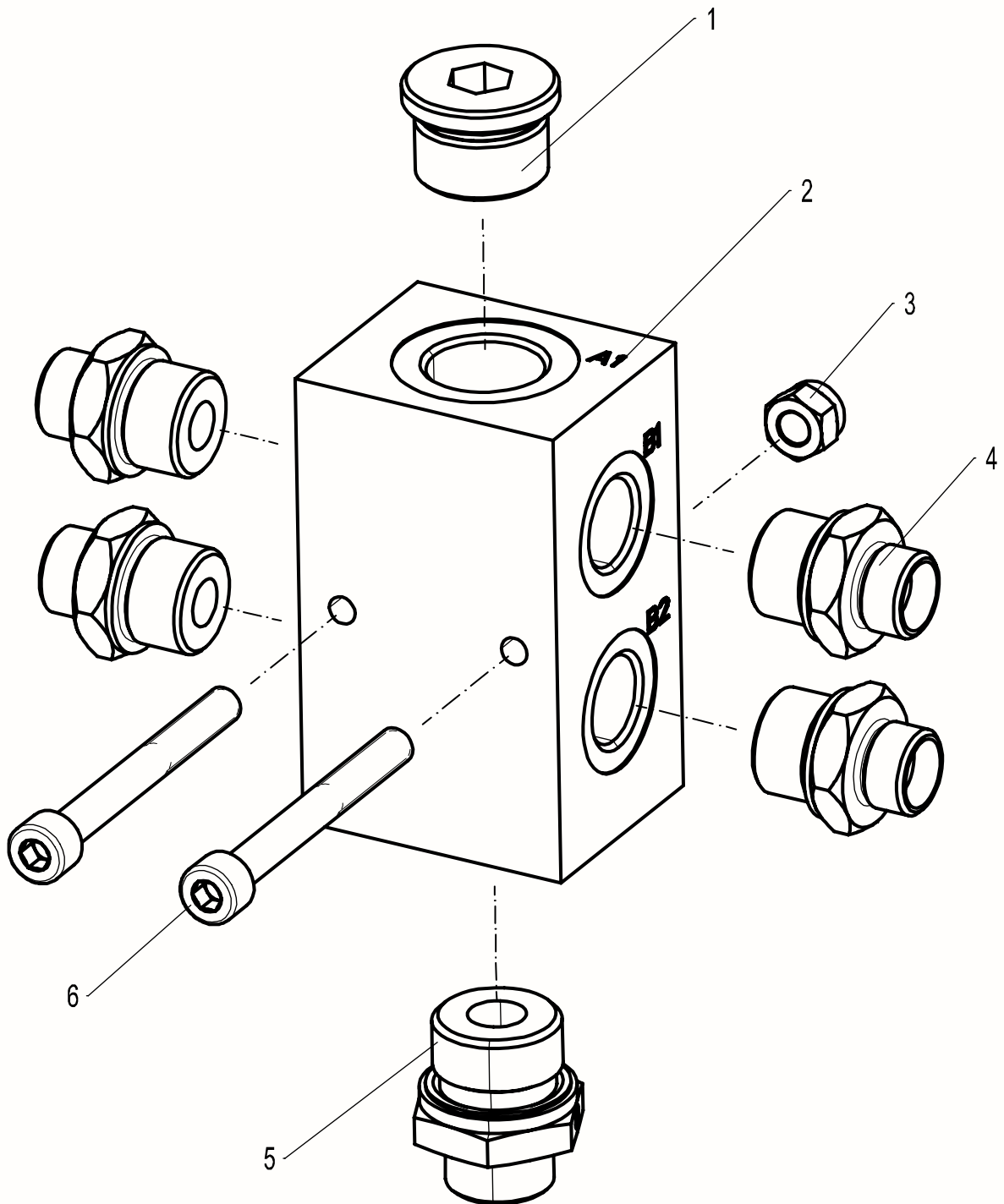
Leveling Select Valve Assembly 00773705232200000



Leveling Select Valve Assembly 00773705232200000

No.	Material No.	Item and Spec	Qty	Note
1	1140101476	Tube to swivel	4	
2	1140114620	Male stud connector	2	
3	1140101461	Male stud connector	4	
4	1040103108	Screw M5×50-8.8	2	GB/T70.1
5	1029904911	Washer 5-200HV	2	GB93
6	1010306016	Leveling select valve	1	

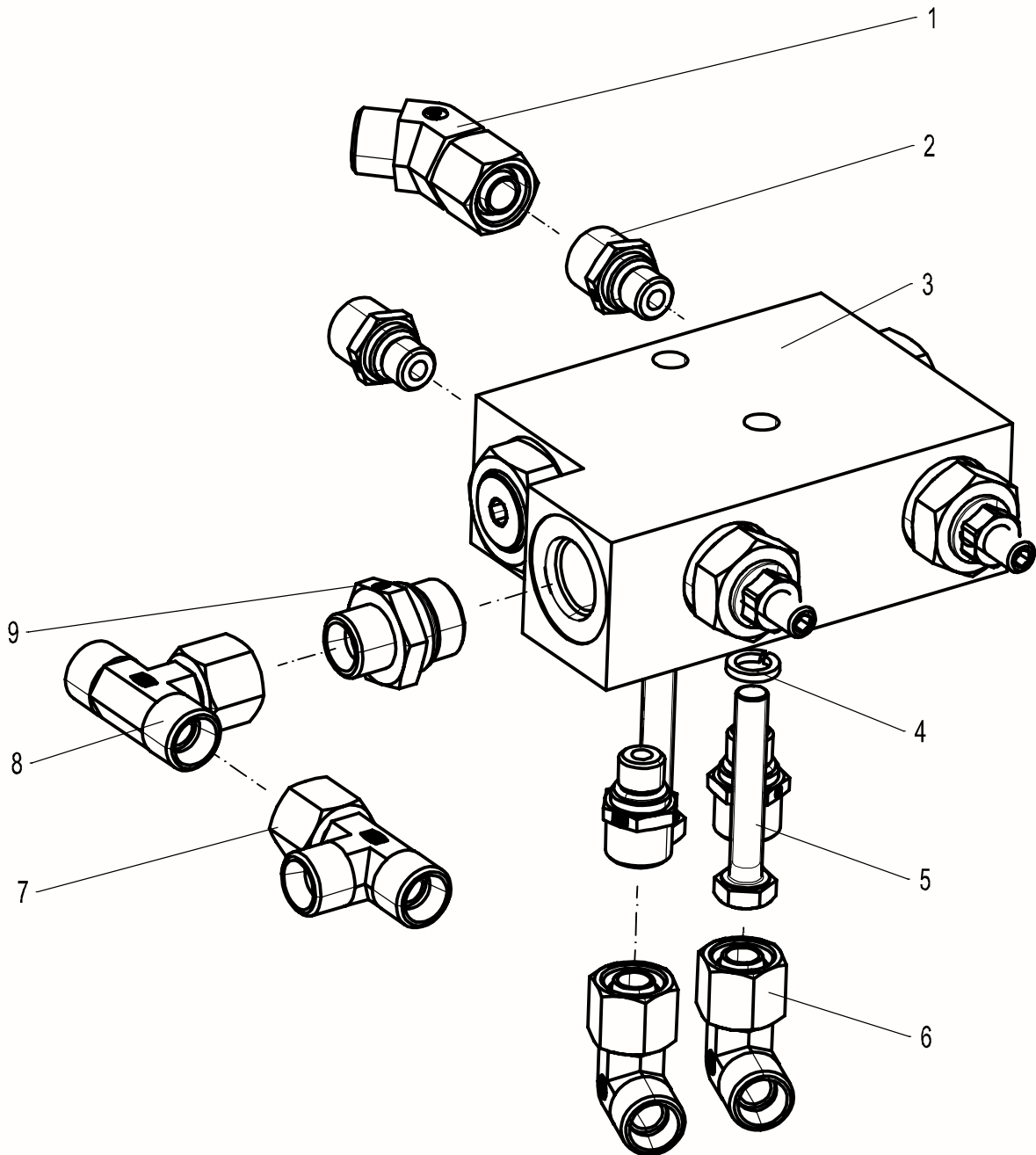
Oil Block Assembly 0077360520260000



Oil Block Assembly 00773605202600000

No.	Material No.	Item and Spec	Qty	Note
1	1040101628	Plug screw	1	
2	1019807719	Integrated oil return block	1	
3	1040200503	Nut M8-8	2	GB/T889.1
4	1140101463	Male stud connector	4	
5	1140101820	Male stud connector	1	
6	1040102037	Bolt M8×70-8.8	2	GB/T70.1

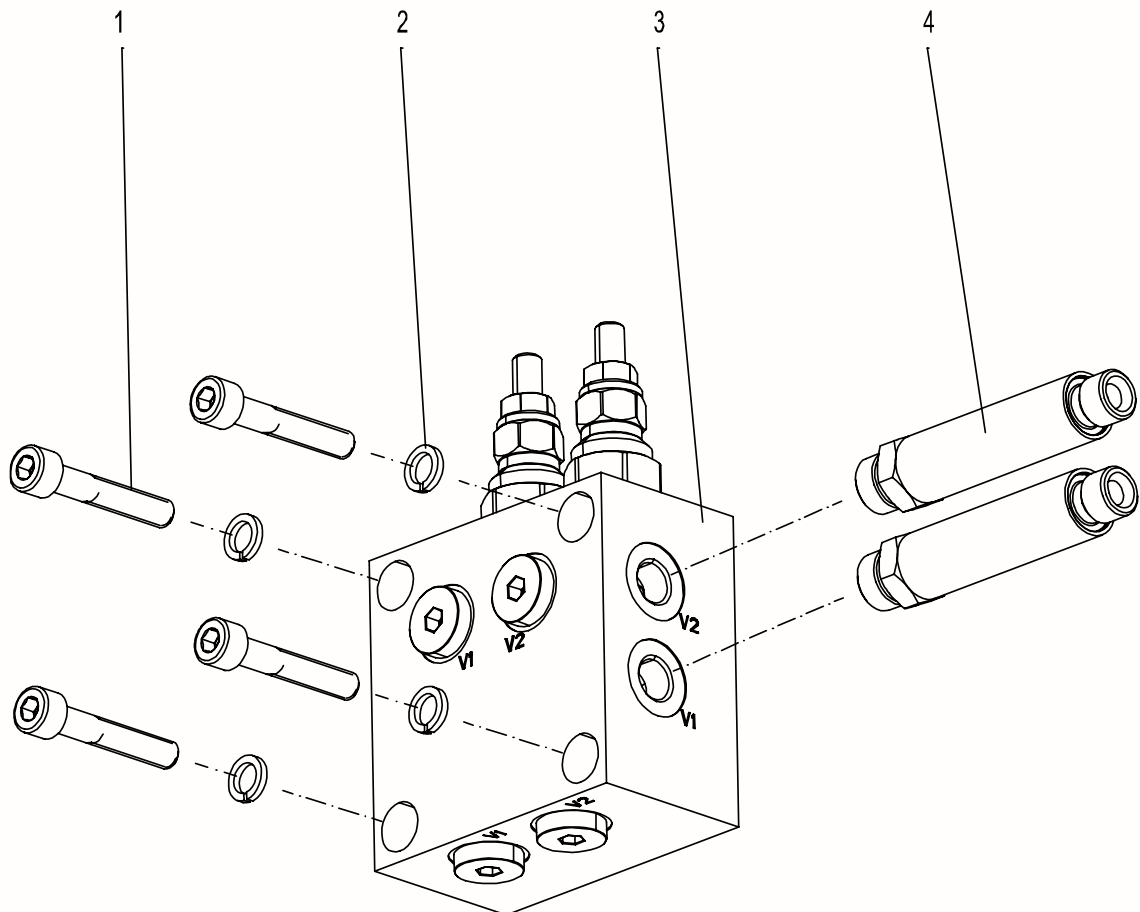
Lower Leveling Cylinder Hydraulic Lock Assembly
0077370524280000



**Lower Leveling Cylinder Hydraulic Lock Assembly
00773705242800000**

No.	Material No.	Item and Spec	Qty	Note
1	1140114451	Elbow	1	
2	1140112827	Male stud connector	4	
3	1010306368	Cylinder control valve	1	
4	1040301510	Washer 8	2	GB/T93
5	1040004522	Screw M8×50-8.8	2	GB/T5783
6	1140101476	Elbow	2	
7	1140114046	Tube to swivel	1	
8	1140101793	Tube to swivel	1	
9	1140112820	Male stud connector	1	

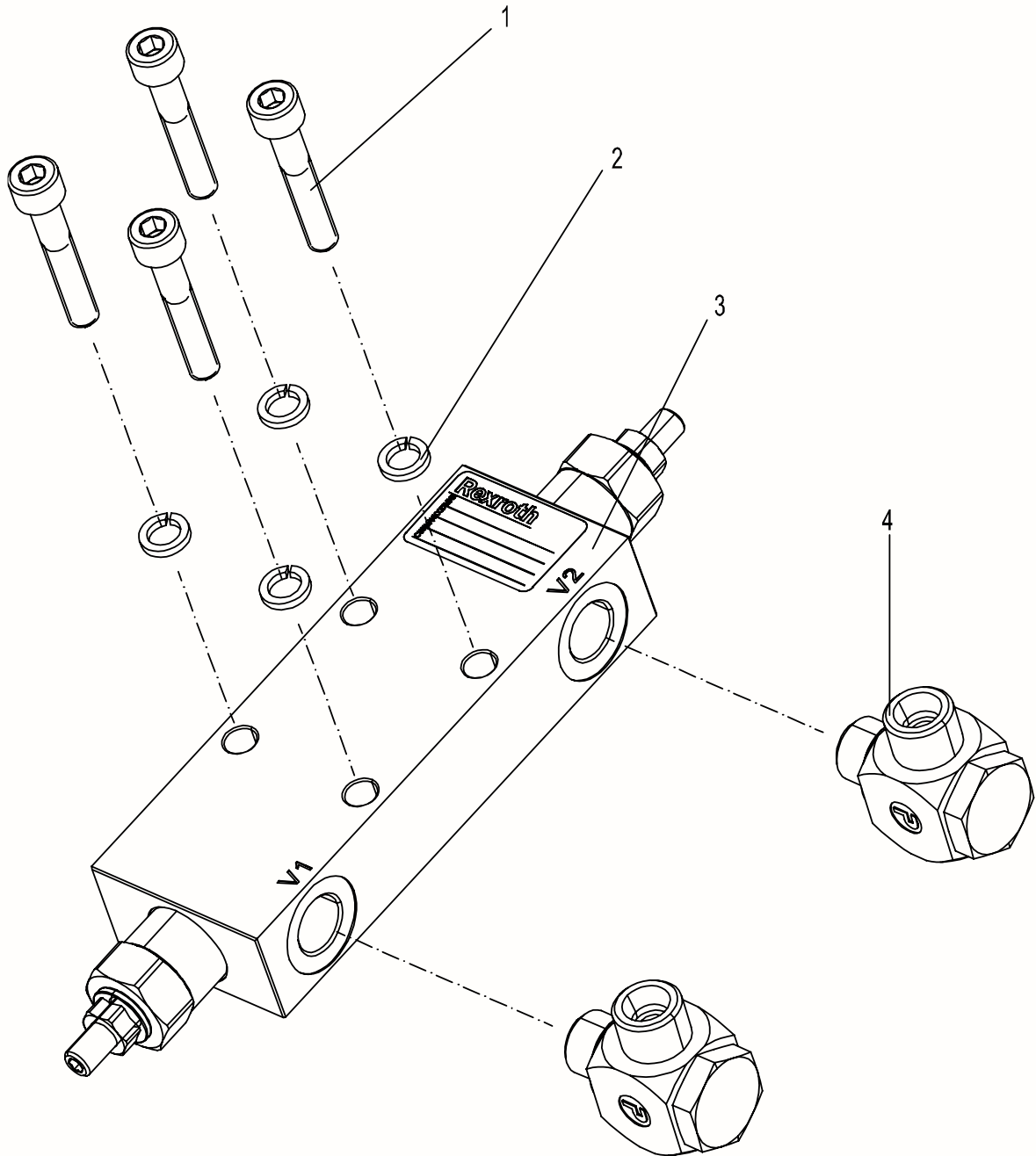
Upper Leveling Cylinder CBV Assembly 0077360520300000



Upper Leveling Cylinder CBV Assembly 00773605203000000

No.	Material No.	Item and Spec	Qty	Note
1	1040103114	Screw M8×45-8.8	4	GB/T70.1
2	1040301510	Washer 8	4	GB/T93
3	1010306638	Upper Leveling Cylinder Valve	1	
4	1140114700	Male stud connector	2	

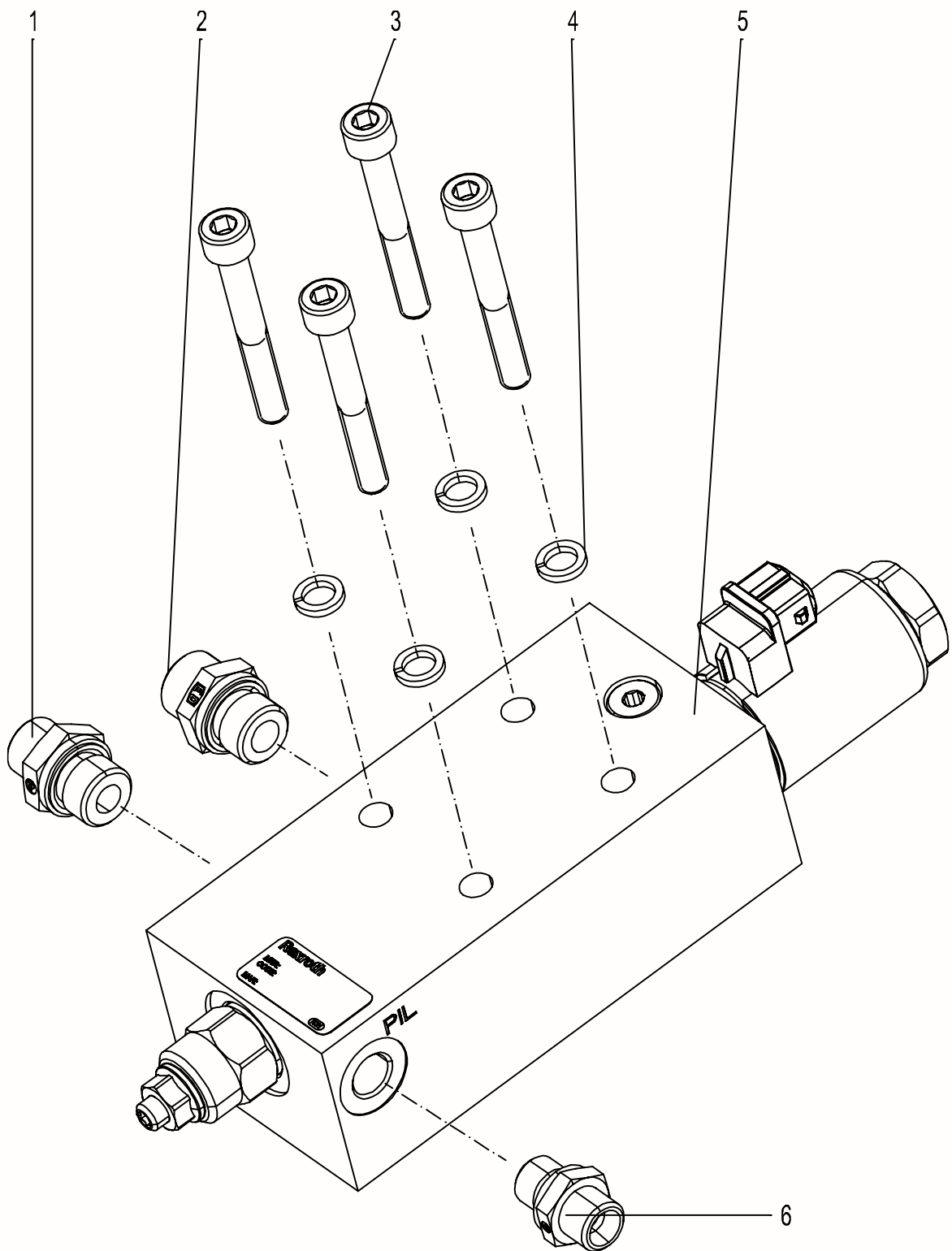
Jib Cylinder CBV Assembly 00773605203200000



Jib Cylinder CBV Assembly 00773605203200000

No.	Material No.	Item and Spec	Qty	Note
1	1040100148	Screw M8×45-8.8	4	GB/T5783
2	1040301510	Washer 8	4	GB/T93
3	1010306020	Balance valve	1	
4	1140114839	Articulated joint	2	

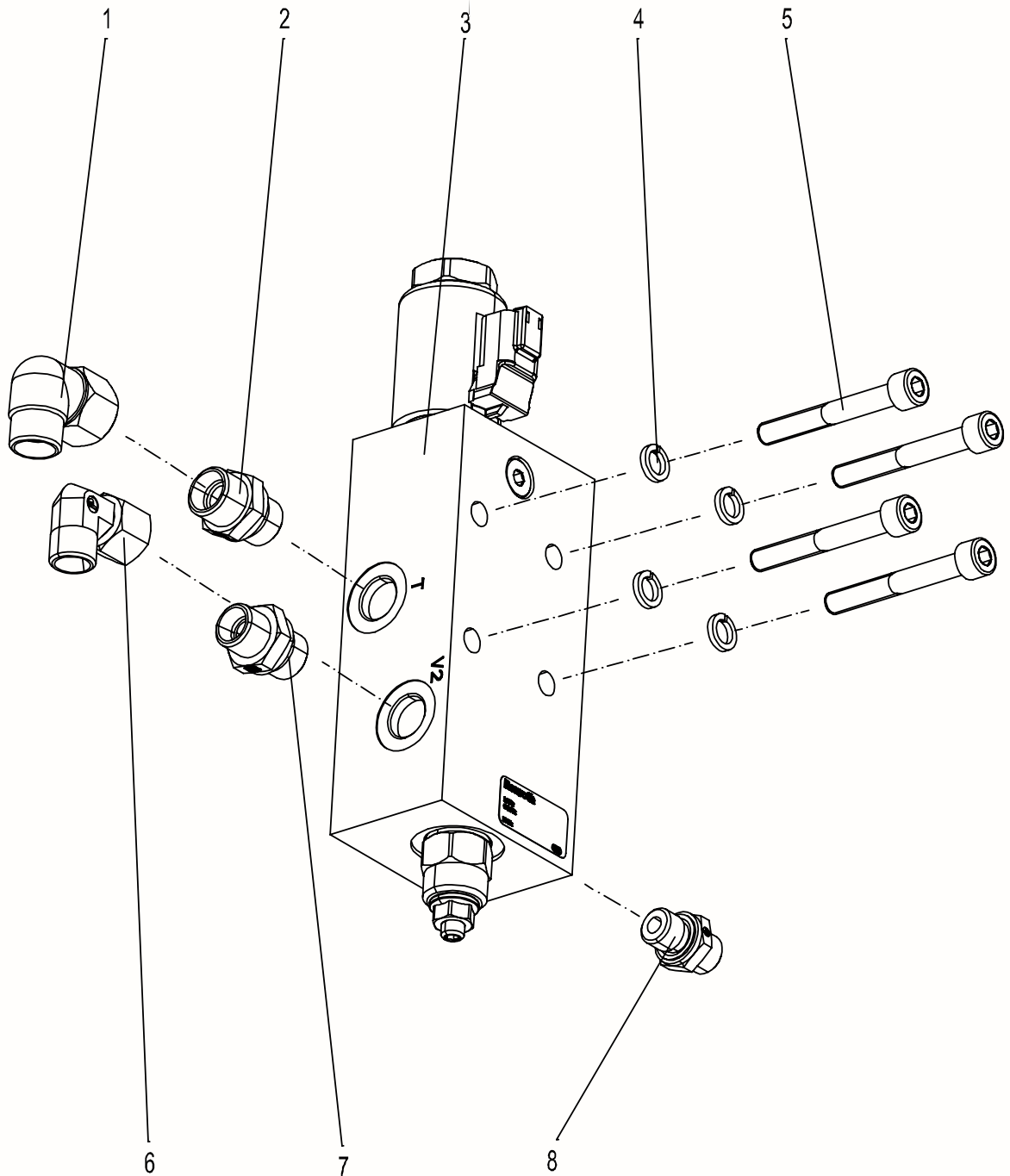
Main Boom Cylinder CBV Assembly 00773605203400000



Main Boom Cylinder CBV Assembly 00773605203400000

No.	Material No.	Item and Spec	Qty	Note
1	1140101462	Male stud connector	1	
2	1140101462	Male stud connector	1	
3	1040102739	Screw M8×60-8.8	4	GB/T70.1
4	1040301510	Washer 8	4	GB/T93
5	1010306616	Lifting balance valve	1	
6	1019900975	Plug	1	

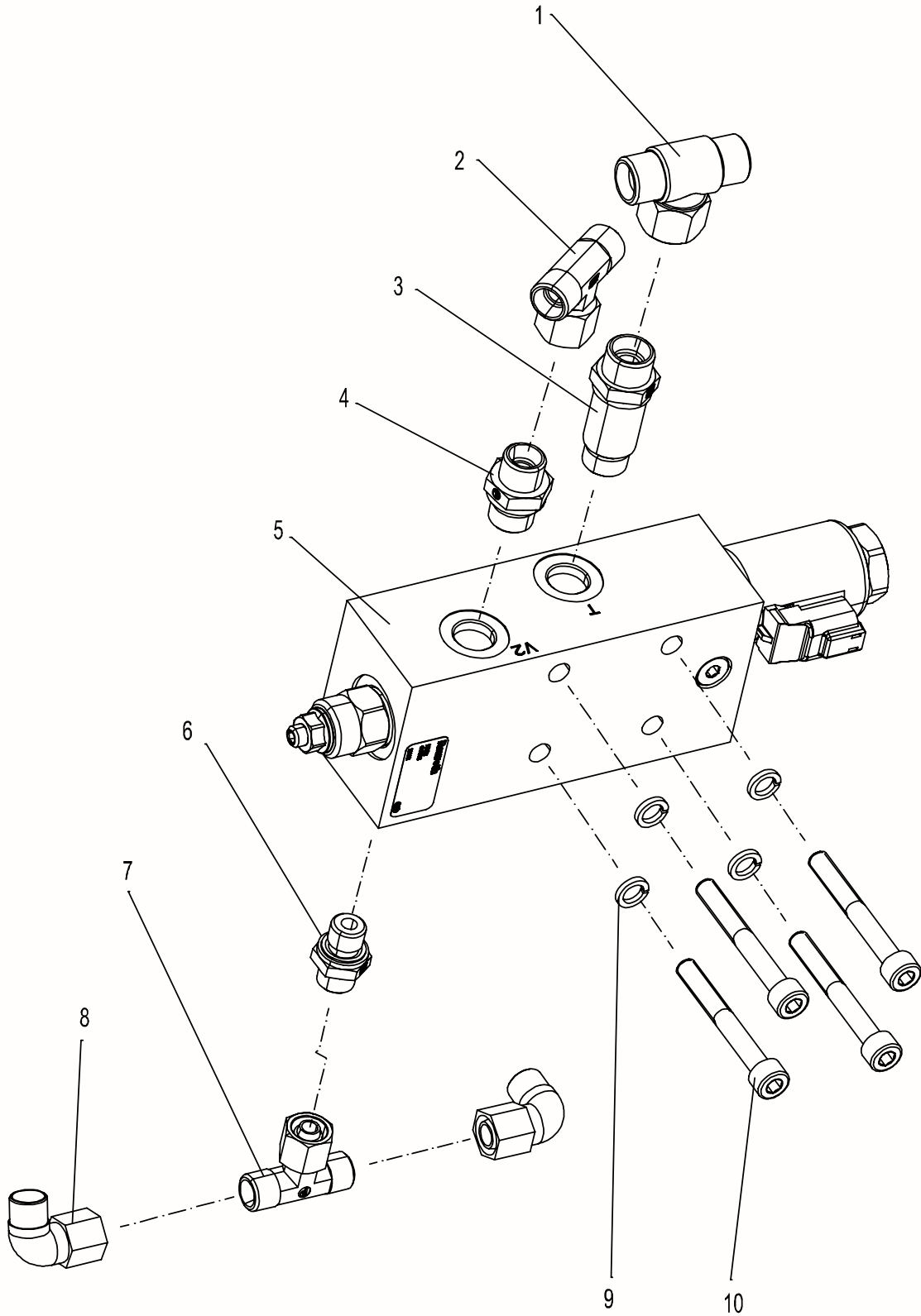
Right Tower Boom Cylinder CBV Assembly 0077360520360000



Right Tower Boom Cylinder CBV Assembly 00773605203600000

No.	Material No.	Item and Spec	Qty	Note
1	1140101477	Tube to swivel	1	
2	1140101462	Male stud connector	1	
3	1010306723	Lifting balance valve	1	
4	1040301510	Washer 8	4	GB/T93
5	1040102739	Screw M8×60-8.8	4	GB/T70.1
6	1140101477	Male stud connector	1	
7	1140101462	Tube to swivel	1	
8	1019900975	Plug	1	

Left Tower Boom Cylinder CBV Assembly 0077360520360000

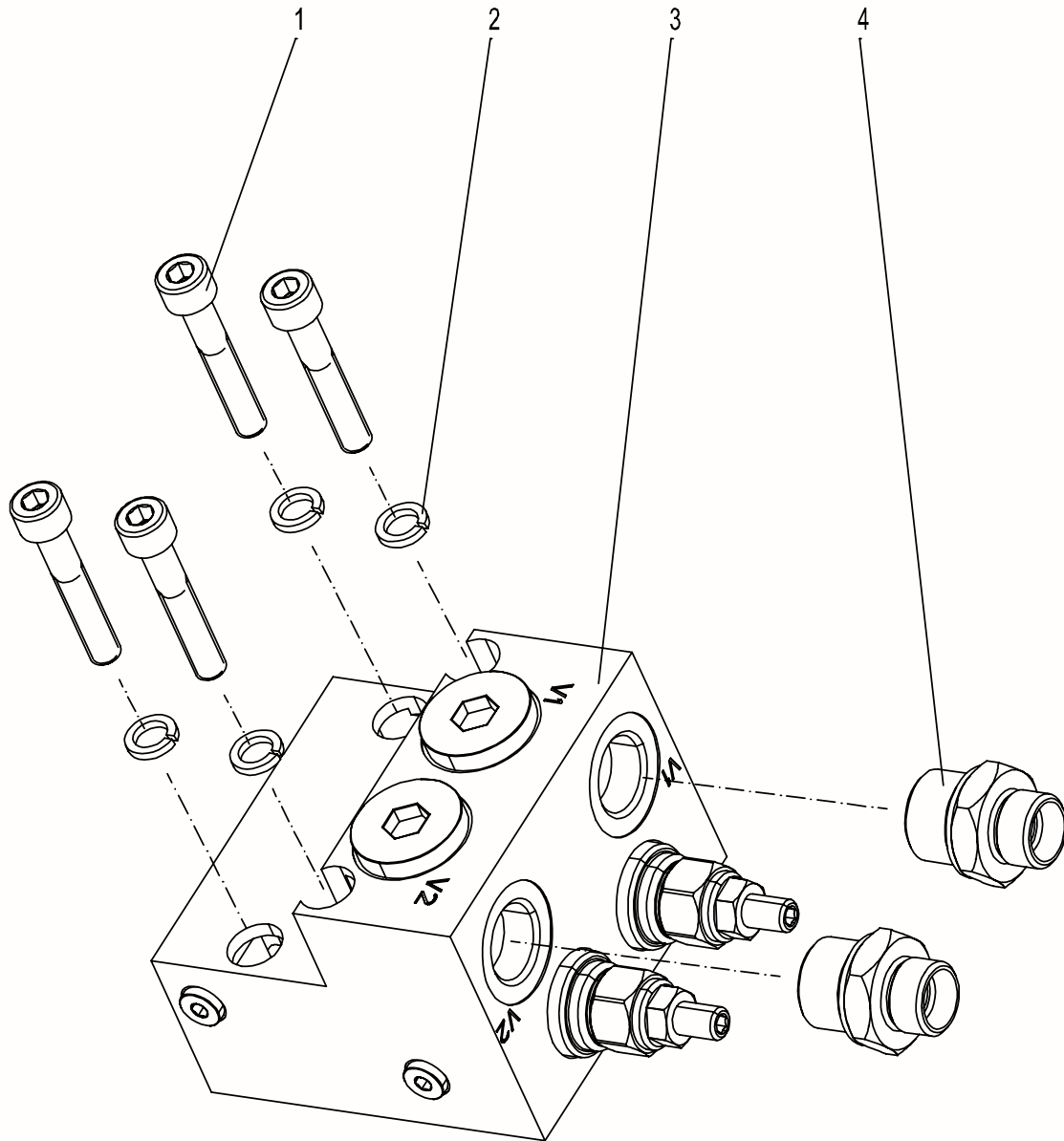


HYDRAULIC SYSTEM

Left Tower Boom Cylinder CBV Assembly 00773605203600000

No.	Material No.	Item and Spec	Qty	Note
1	1140101483	Tube to swivel	1	
2	1140101483	Tube to swivel	1	
3	1149901685	Male stud connector	1	
4	1140101462	Male stud connector	1	
5	1010306616	Lifting balance valve	1	
6	1019900975	Plug	1	
7	1149900295	Tube to swivel	1	
8	1140101475	Tube to swivel	2	
9	1040301510	Washer 8	4	GB/T93
10	1040102739	Screw M8×60-8.8	4	GB/T70.1

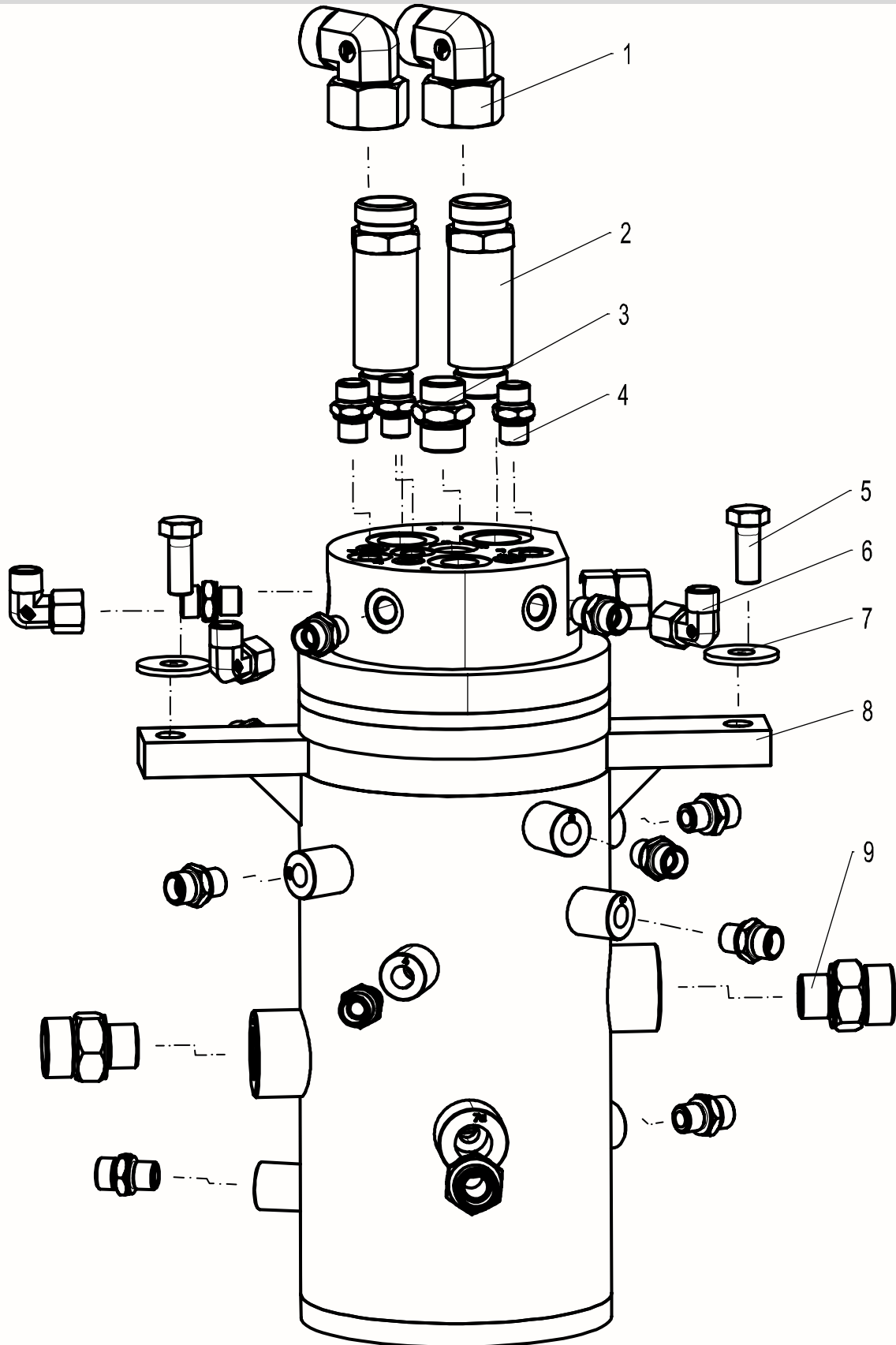
Telescopic Cylinder CBV Assembly 0077370523380000



Telescopic Cylinder CBV Assembly 00773705233800000

No.	Material No.	Item and Spec	Qty	Note
1	1040103114	Screw M8×45-8.8	4	GB/T70.1
2	1040301510	Washer 8	4	GB/T93
3	1010306060	Telescopic CBV	1	
4	1140101463	Male stud connector	2	

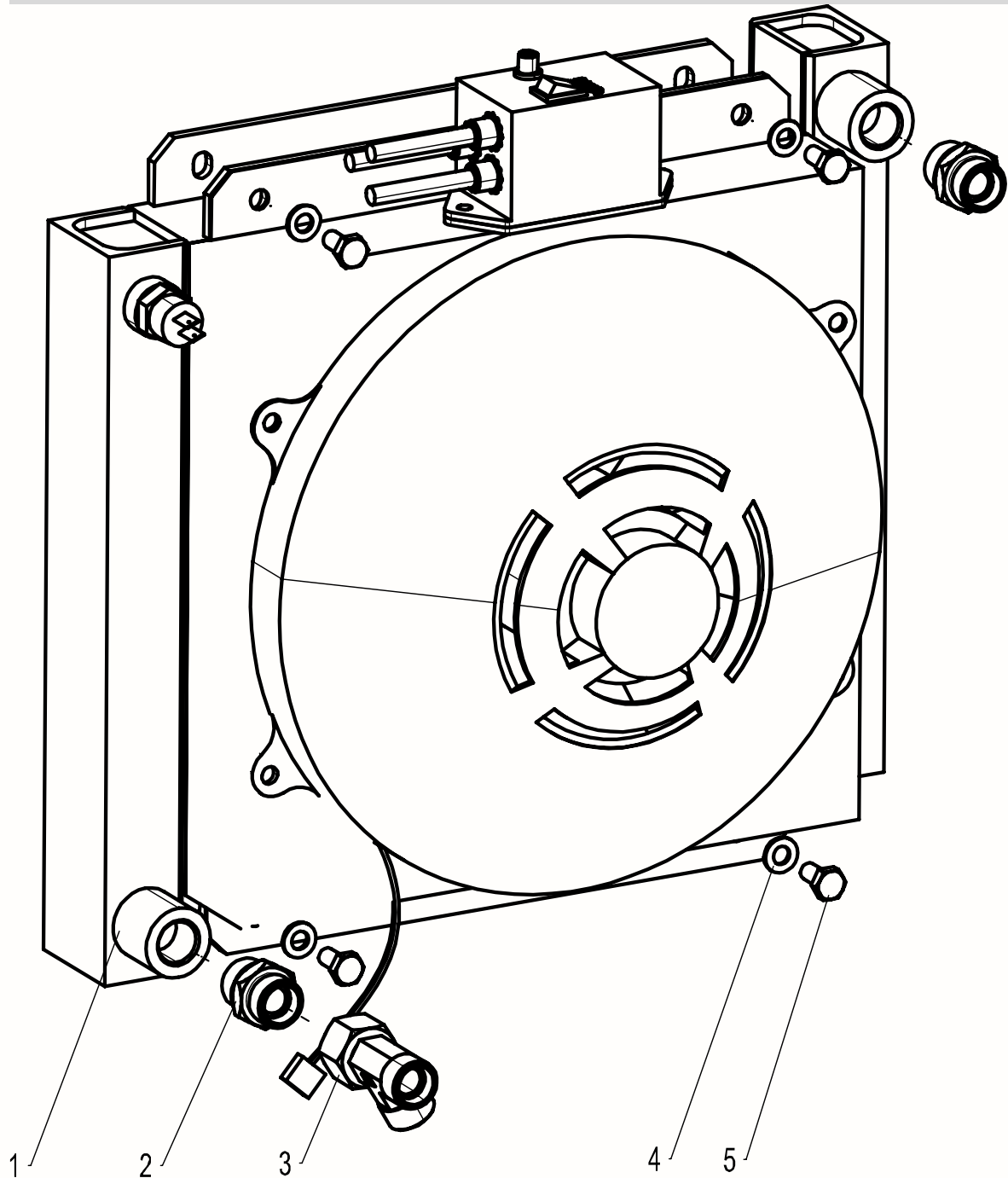
Swivel Joint Assembly 00773705245200000



Swivel Joint Assembly 00773705245200000

No.	Material No.	Item and Spec	Qty	Note
1	1140108904	Elbow	2	
2	1040114701	Long male stud connector	2	
3	1040101464	Male stud connector	3	
4	1040101461	Male stud connector	14	
5	1040004653	Bolt M12×30-10.9	4	GB/T5783
6	1140101476	Elbow	3	
7	1040302821	Washer 12	4	GB/T96.1
8	1011200104	Swivel Joint	1	
9	1140101523	Male stud connector	2	

Oil Radiator Assembly 00773605205400000




Oil Radiator Assembly 00773605205400000

No.	Material No.	Item and Spec	Qty	Note
1	1010400309	Radiator	1	
2	1140101464	Male stud connector	2	
3	1140101478	Tube to swivel	1	
4	1040301515	Washer 8	4	GB/T97.1
5	1040004517	Bolt M8×16-8.8	4	GB/T5783

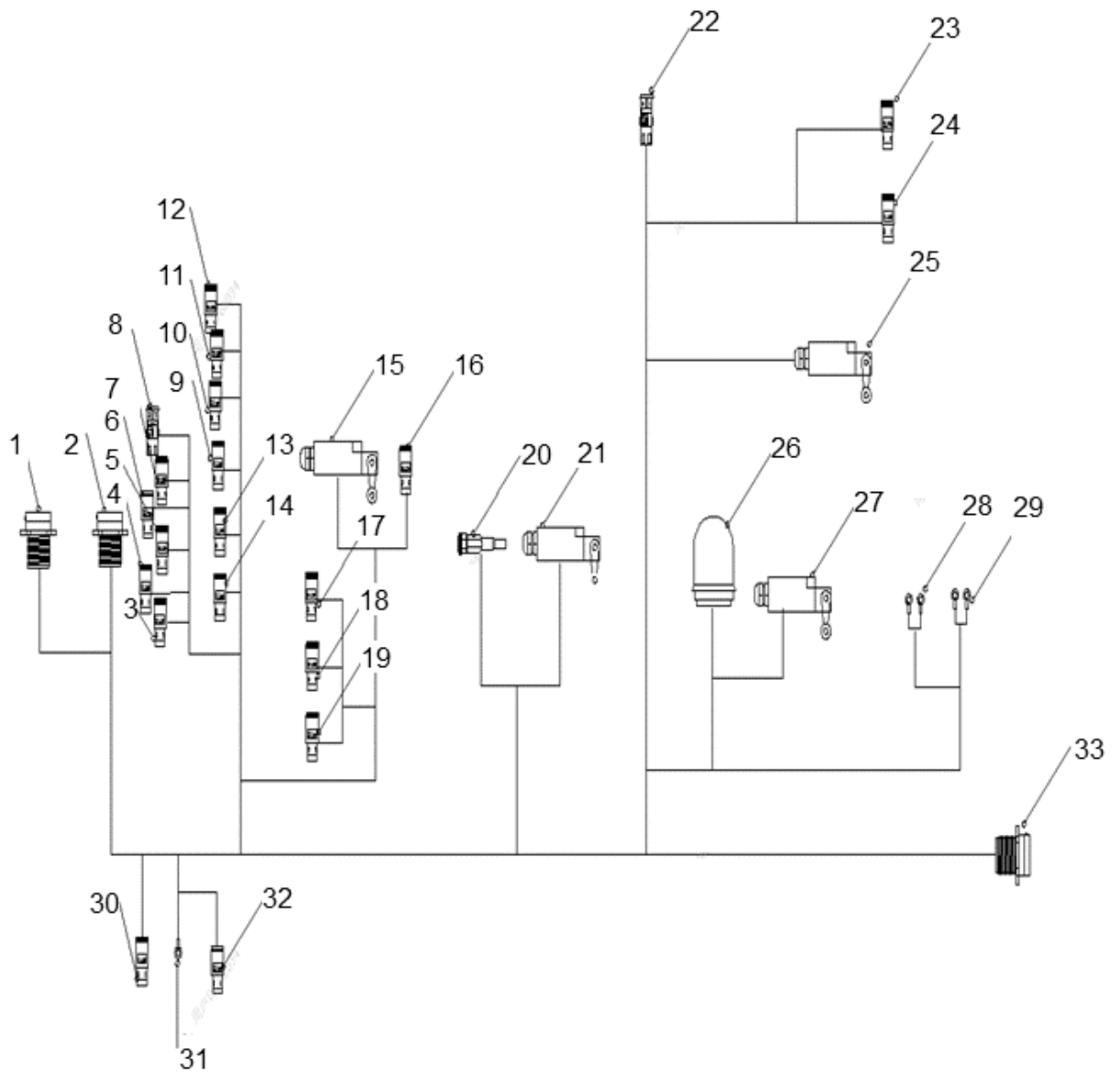
ZOOMLION

Parts Manual

Section 7 Electrical System



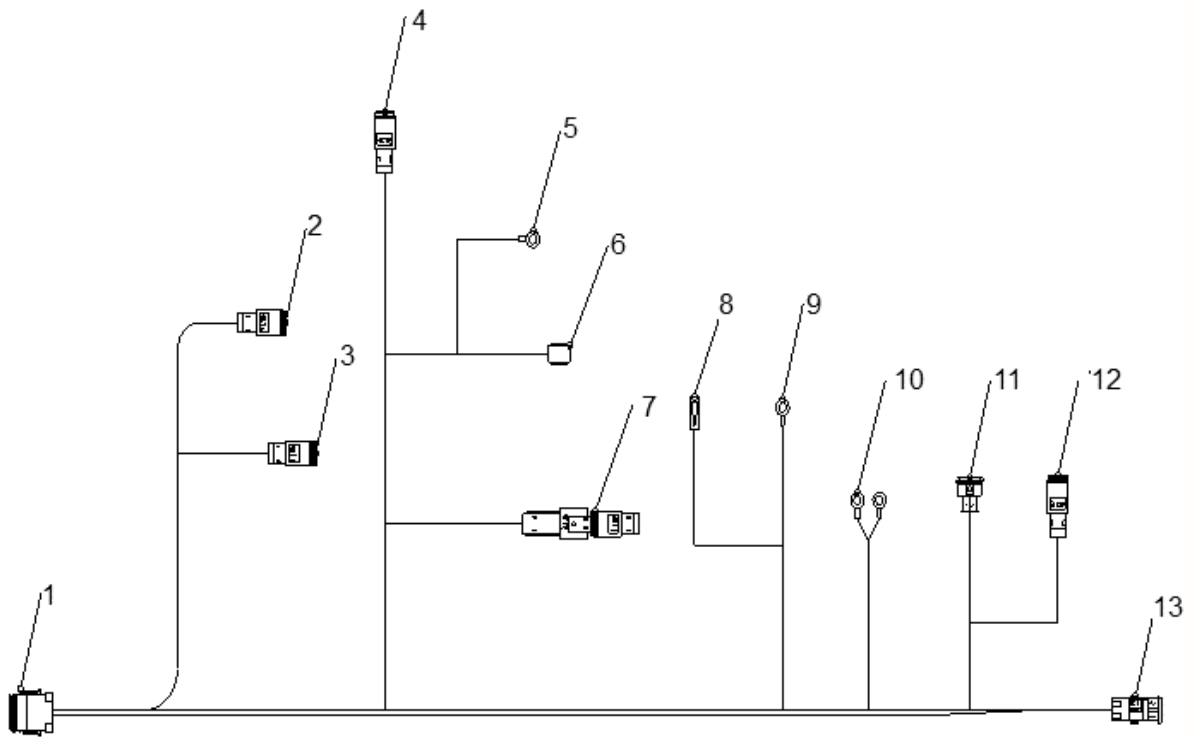
Turntable Electrical Cables 00773706240630010



Turntable Electrical Cables 00773706240630010

No.	Material No.	Item and Spec	Qty	Note
1	/	Turntable electrical control box 1	/	
2	/	Turntable electrical control box 2	/	
3	1020202125	Electromagnetic unloading valve	1	
4	/	Boom retracting valve	/	
5	/	Turntable - right turn valve	/	
6	/	Front wheel - right turn valve	/	
7	/	Platform movement main control valve - up	/	
8	/	Fuel level	/	
9	/	Tower boom valve - up	/	
10	/	Turntable left turn valve	/	
11	/	Front wheel left turn valve	/	
12	/	Platform movement main control valve 2 - down	/	
13	/	Main boom valve - up	/	
14	/	Main boom valve - extend	/	
15	/	Tower boom stowed position - limit switch 2	/	
16	/	Radiator	/	
17	/	Float control valve	/	
18	/	Two-speed valve	/	
19	/	Brake valve	/	
20	/	Frame angle sensor	/	
21	/	Angle limit switch	/	
22	1021404019	Alarm buzzer		
23	1020516032	Fuel pump	1	
24	00773606200420000	Oil-water separator	1	
25	1020404399	Tower boom stowed position - limit switch 1	1	
26	/	Work beacon	/	
27	/	Tower boom - upper limit switch	/	
28	/	Battery - positive	/	
29	/	Bonding	/	
30	1020304982	Leveling select valve	1	
31		Auxiliary power pump relay		
32		Road light		
33		ECU electrical cables		

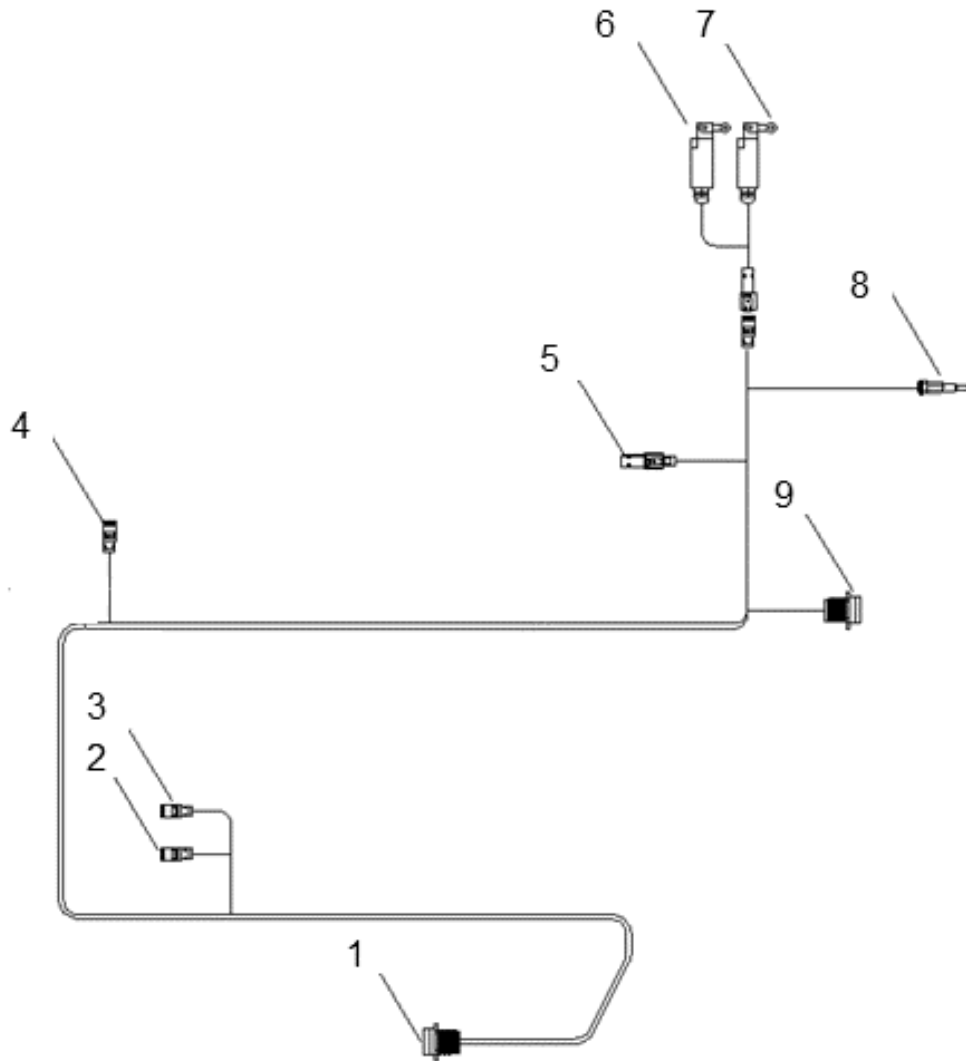
ECU electrical cables 00773606200420000



ECU electrical cables00773606200420000

No.	Material No.	Item and Spec	Qty	Note
1	00773606200410000	Turntable Electrical Cables	1	
2	/	Reverse valve	/	
3	/	Forward valve	/	
4	/	Generator	/	
5	/	Engine oil pressure	/	
6	/	Start motor relay	/	
7	1020104107	Accelerator motor	1	
8	/	Coolant temperature	/	
9	/	Glow plug	/	
10	1020305006	Preheating relay	1	
11	/	Air filter plug alarm	/	
12	/	Start stop valve	/	
13	/	Coolant level	/	

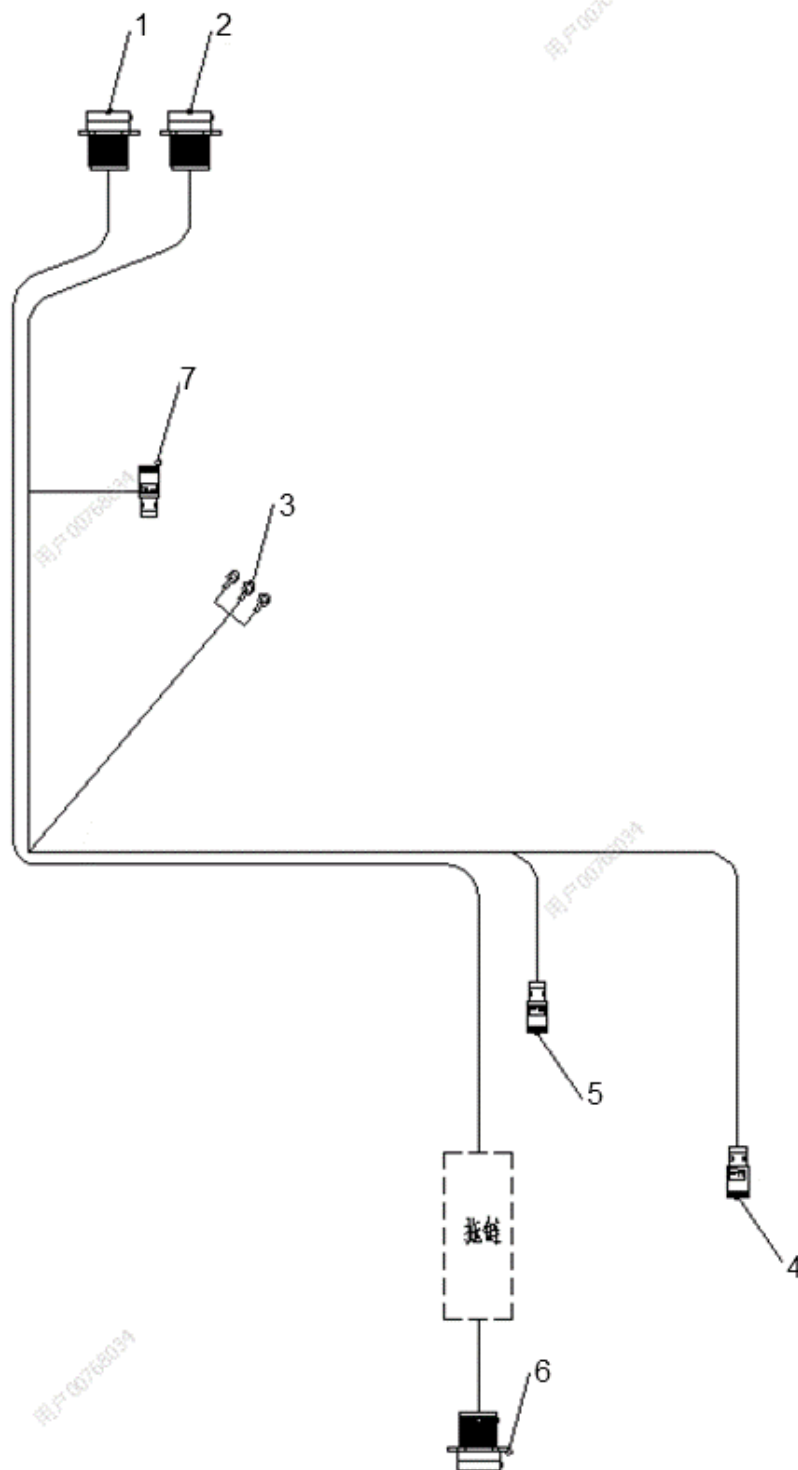
Boom Electrical Cables 00773706240630030



Boom Electrical Cables 00773606200430000

No.	Material No.	Item and Spec	Qty	Note
1	/	Turntable electrical control box	/	
2	/	Tower boom lowering valve - left	/	
3	/	Tower boom lowering valve - right	/	
4	/	Main boom lowering valve	/	
5	/	Terminal resistance	/	
6	1020516032	Boom length limit switch 2	1	
7	1020516032	Boom length limit switch 1	1	
8	1021404018	Dual angle tilt sensor	1	
9	00773606200610000	Chain cables	1	

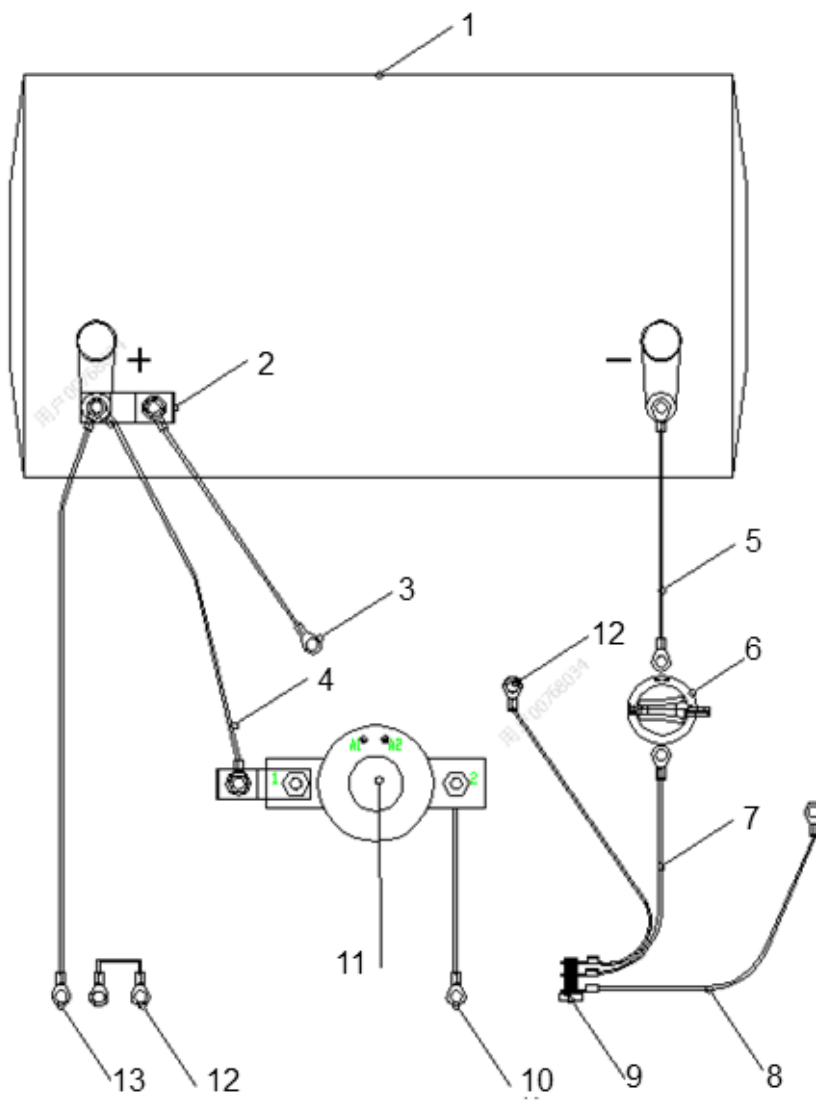
Platform Electrical Cables 00773606200440000 Chain Cables Change 00773606200610000



Platform Electrical Cables 00773606200440000**Chain Cables Change 00773606200610000**

No.	Material No.	Item and Spec	Qty	Note
1	00773406200210000	Platform electrical control box	1	
2	00773406200210000	Platform electrical control box	0	
3	1020521022	Foot switch	1	
4	/	Platform rotating select valve	/	
5	1021404016	Load cell	1	
6	00773606200430000	Boom Electrical Cables	0	
7	/	Anti-extrusion switch	1	

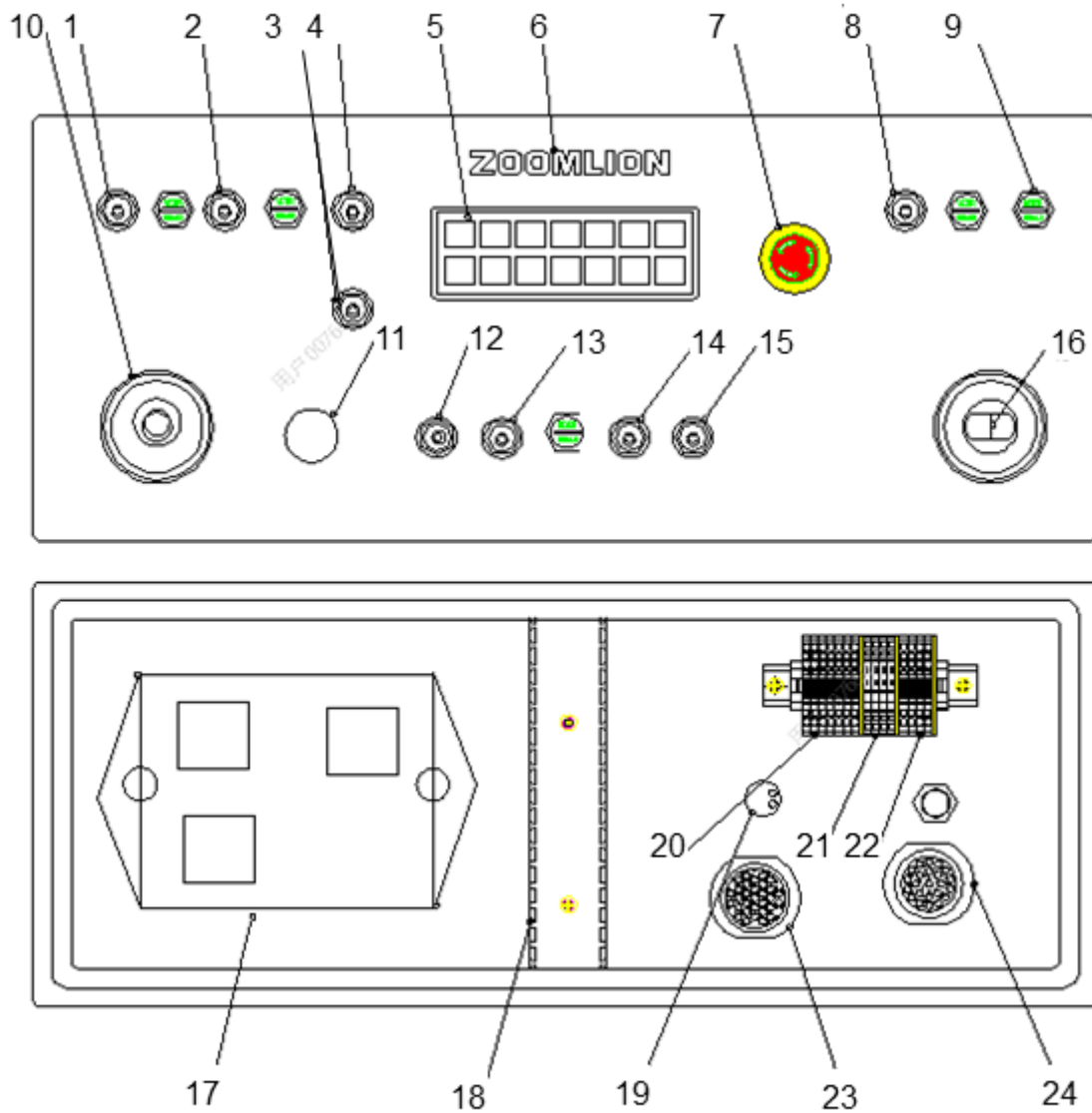
Power Line 00773706230230040



Power Line 00773706230230040

No.	Material No.	Item and Spec	Qty	Note
1	1029905348	Battery	1	
2	1020605356	Annular fuse	2	
	0067220632181001A-c	Annular fuse bracket	2	
	1020402443	Insulating nut	2	
3	00773606200450050	Auxiliary power pump and fuse wiring	1	
4	00773606200450070	Battery positive pole and preheating fuse wiring	1	
5	00773406200450020	Battery negative pole and manual switch wiring	1	
6	1029900667	Manual switch	1	
7	00773406200450030	Manual switch to bonding wiring	1	
8	00773406200450060	Engine and negative bonding wiring	1	
9	/	Bonding stud	1	
10	00773606200450080	Start motor and generator wiring	/	
11	1020305006	DC contactor	1	
12	00773406200450010	Battery and start motor wiring	1	
13	00773606200450010	Negative bonding and auxiliary pump negative wiring	1	

Platform Electrical Control Box Assembly 00773706230610000

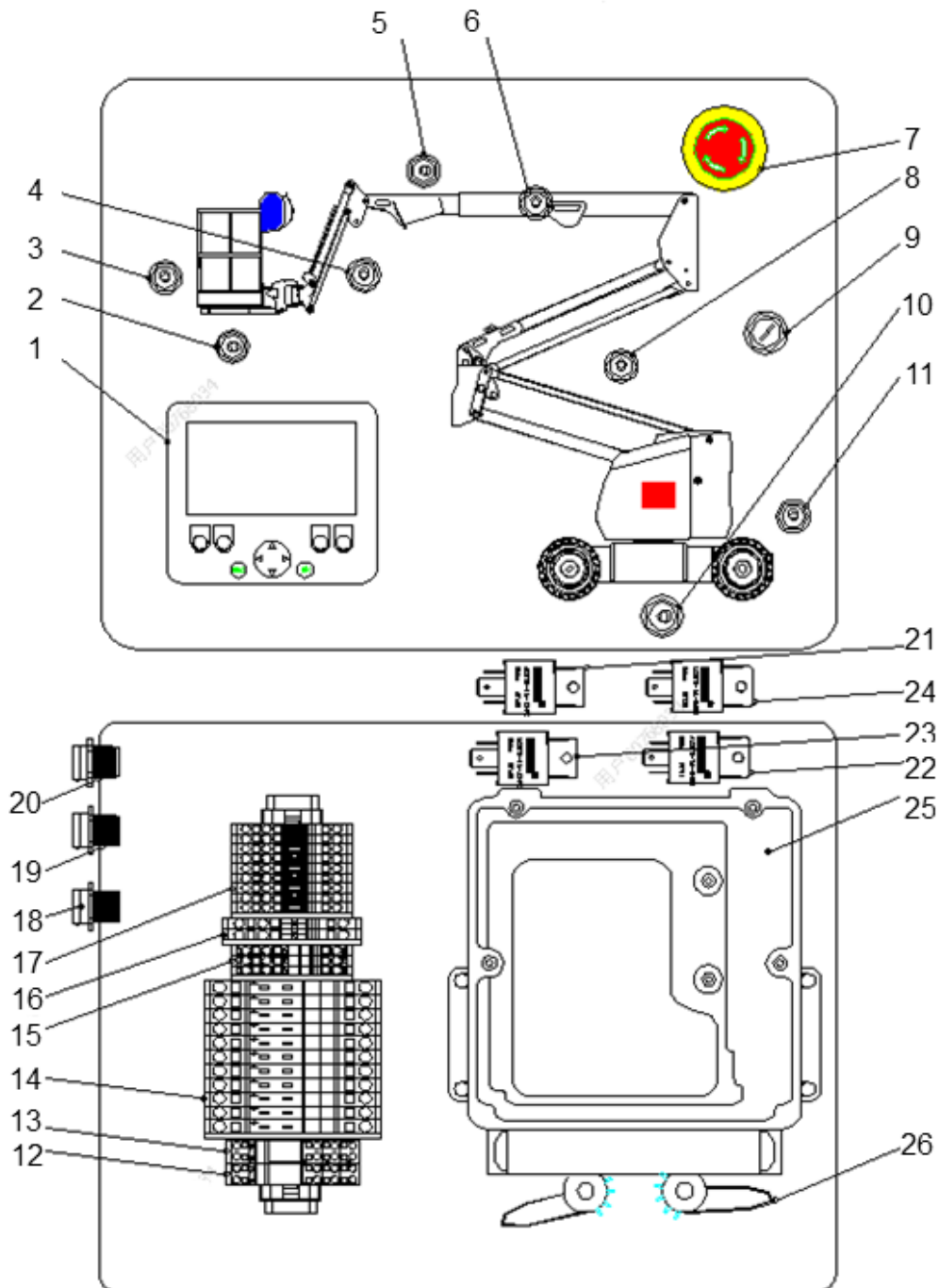


1 007768024

Platform Electrical Control Box Assembly 00773706230610000

No.	Material No.	Item and Spec	Qty	Note
1	1020810958	Joystick switch	1	Emergency power and enable
2	1020521445	Joystick switch	1	Drive direction
3	1020521444	Joystick switch	1	Light
4	1020521443	Joystick switch	1	Travel speed control
5	1020405061	Alarm indicator panel	1	
6	00773406200211050	Platform electrical control box mask	1	
7	1020502039	Emergency stop button	1	
	1020509007	Button seat	1	
8	1020521445	Joystick switch	1	Platform leveling
9	1029802085	Nylon plug	5	
	1029804205	Fastening nut	5	
10	1020520994	Handle	1	
11	1020520995	Potentiometer	1	
12	1020521445	Toggle switch	1	Platform rotate switch
13	1020521445	Toggle switch	1	Jib lifting switch
14	1020521445	Toggle switch	1	Boom extension
15	1020521445	Toggle switch	1	Boom lifting
16	1020520993	Handle	1	
17	1020202105	IO module	1	
	1020103955	Connector assembly	1	
18	1022399012	PVC wiring duct	1	
19	1020404405	Flash buzzer	1	
20	1029498090	Terminal	7	
21	1029905392	Terminal	4	
22	1029498090	Terminal	4	
23	1020703394	Deutsch connector	1	Chain electrical cables
24	1020703393	Round plug	1	Platform Electrical Cables

Turntable Electrical Control Box Assembly 00773706220220000



Turntable Electrical Control Box Assembly 00773706220220000

No.	Material No.	Item and Spec	Qty	Note
1	1020201651	Display	1	
2	1020520084	Toggle switch	1	Platform rotation
3	1020520084	Toggle switch	1	Platform leveling
4	1020520084	Toggle switch	1	Jib lifting
5	1020520084	Toggle switch	1	Boom extension
6	1020520084	Toggle switch	1	Boom lifting
7	1020519658	Emergency stop button	1	Emergency stop switch
	1020509007	Button seat	1	
8	1020520084	Toggle switch	1	Boom lifting
9	1020520943	Key switch	1	
10	1020520084	Toggle switch	1	Turntable rotation
11	1020520084	Toggle switch	1	Emergency power and enable
12	1020304559	Relay	1	Light relay
13	1020304559	Relay	1	Brake valve relay
14	1020604934	Terminal	11	
15	1020704265	Terminal block	3	
16	1020705826	Diode terminal	2	
17	1029904980	Terminal	9	
18	1029903317	48 core sheath	1	Turntable Electrical Cables
19	1029902634	32 core sheath	1	Turntable Electrical Cables
20	1029902634	32 core sheath	1	Boom Electrical Cables
21	1020304584	Power relay	1	System power
22	1020304584	Power relay	1	Start motor
23	1020304584	Power relay	1	Radiator
24	1020304584	Power relay	1	Fuel pump
25	1020103903	Controller	1	
26	1020103955	Connector assembly	1	